

# U.S. Equity Capital Markets

## Daily Market Update



Monday, May 7, 2018

Data as of 8:00 AM

# Ipreo Daily Market Update

## Priced Deals

Week of May 7, 2018

### Initial Public Offerings This Week (0)

Issue Date	Issuer	Ticker	Sector	Domicile	Exchange	Bookrunners	Fin. Spons.	Filed Terms		Pricing Statistics				Performance Statistics		
								Last File Range (\$)	Last Offer Amt. (\$M)	Amt. + Over. (\$M)	Offer Price (\$)	Shrs. Offered	% Primary	Shoe Exer.	Last File/ Offer (%)	Offer/ Curr. (%)
<i>No IPOs have priced so far this week</i>																

### Follow-On Offerings This Week (0)

Issue Date	Issuer	Ticker	Sector	Domicile	Exchange	Bookrunners	Accel. Deal	Shelf Take.	Filed Terms		Pricing Statistics				Performance Statistics		
									Last File Range (\$)	Last Offer Amt. (\$M)	Amt. + Over. (\$M)	Offer Price (\$)	Shrs. Offered	% Primary	Shoe Exer.	Last Sale/ Offer (%)	Offer/ Curr. (%)
<i>No Follow-Ons have priced so far this week</i>																	

### Block Offerings This Week (0)

Issue Date	Issuer	Ticker	Sector	Domicile	Exchange	Bookrunners	Shelf Take.	Last Price (\$)	Pricing Statistics				Performance Stats	
									Amt. + Over. (\$M)	Offer Price (\$)	Shrs. Offered	% Primary	Shoe Exer.	Re-Off. (%)
<i>No Blocks have priced this week</i>														

### Equity-Related Offerings This Week (0)

Issue Date	Issuer	Ticker	Sector	Domicile	Exchange	Bookrunners	Talk		Pricing Statistics				
							Coupon (%)	Premium (%)	Amt. + Over. (\$M)	Offer Price (\$)	Coupon (%)	Premium (%)	Shoe Exer.
<i>No Converts have priced this week</i>													

# Ipreo Daily Market Update

## The Pipeline

Week of May 7, 2018

### Expected Deals This Week and Next (8)

Expected Date	Issuer	Ticker	Type	Sector	Domicile	Exchange	Bookrunners	Filed Terms			Timeline	
								Curr. Amt. Filed (\$M)	Curr. Shrs. Filed (M)	Curr. File Price/Range	Initial File Date	Last Amend. File Date
w/k of 05/07/18	Evoform Biosciences, Inc.	EVFM	FO	Healthcare	United States	NASDAQ	RBC, CFCO	40.0	5.6	7.21	4/6/18	5/1/18
05/08/18	Origin Bancorp, Inc.	OBNK	IPO	Financials	United States	NASDAQ	STEPHENS, RAYMND	123.6	3.6	33 - 35	4/10/18	4/27/18
05/08/18	Evelo Biosciences, Inc.	EVLO	IPO	Healthcare	United States	NASDAQ	MS, COWEN, BMO	85.0	5.3	15 - 17	4/13/18	4/30/18
05/09/18	AXA Equitable Holdings, Inc.	EQH	IPO	Financials	United States	NYSE	MS, JPM, BRCLY, CITI	3,499.9	137.3	24 - 27	11/13/17	4/26/18
05/09/18	AXA Equitable Holdings, Inc.	AEQH	IPO	Financials	United States	NYSE	MS, JPM, BRCLY, CITI	750.0	0.8	-	4/6/18	-
05/10/18	Trinity Merger Corp.	TMCXU	IPO	Blank Check	United States	NASDAQ	BRILEY	300.0	30.0	10.00	4/11/18	-
05/10/18	HUYA Inc.	HUYA	IPO	Consumer Goods	China	NYSE	CS, GS, UBS	165.0	15.0	10 - 12	4/9/18	5/1/18
05/10/18	Abpro Corporation	ABP	IPO	Healthcare	United States	NASDAQ	UBS, WFC, OPPEN, NOMURA	60.0	4.0	14 - 16	4/11/18	5/2/18
<b>Total:</b>								<b>5,023.5</b>				

### Amended Filings This Week (0)

Amended Date	Issuer	Ticker	Type	Sector	Domicile	Exchange	Bookrunners	Filed Terms			Timeline	
								Curr. Amt. Filed (\$M)	Curr. Shrs. Filed (M)	Curr. File Price/Range	Initial File Date	Expected Date
<i>No Amended Filings this week</i>												

### Initial Filings This Week (0)

Filing Date	Issuer	Ticker	Type	Sector	Domicile	Exchange	Bookrunners	Filed Terms			Timeline	
								Curr. Amt. Filed (\$M)	Curr. Shrs. Filed (M)	Curr. File Price/Range	Expected Date	
<i>No Initial Filings this week</i>												

### Shelf Filings This Week (1)

Filing Date	Issuer	Ticker	Type	Sector	Domicile	Exchange	Type	Filed Terms			
								Curr. Amt. Filed (\$M)	Curr. Shrs. Filed (M)	Curr. File Price/Range	
5/7/18	Invitation Homes Inc.	INVH	FO	REIT	United States	NYSE	Common Stock	239.8	10.4	23.17	
* Shelf filings over \$50M								<b>Total:</b>	<b>239.8</b>		

### Withdrawn or Postponed Deals This Week (0)

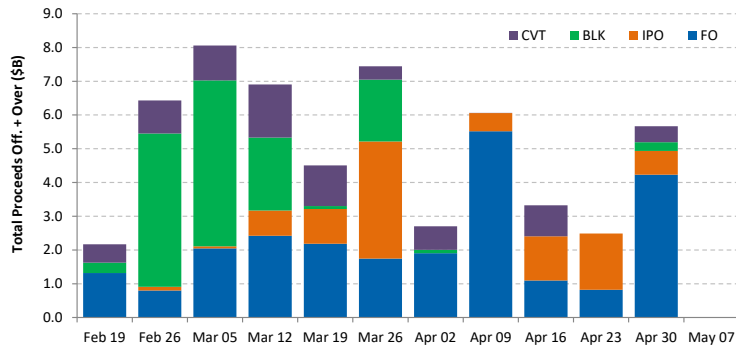
W/P Date	Issuer	Ticker	Type	Sector	Domicile	Exchange	Bookrunners	Filed Terms		
								Curr. Amt. Filed (\$M)	Curr. Shrs. Filed (M)	Reason
<i>No Withdrawn or Postponed deals this week</i>										

# Ipreo Daily Market Update

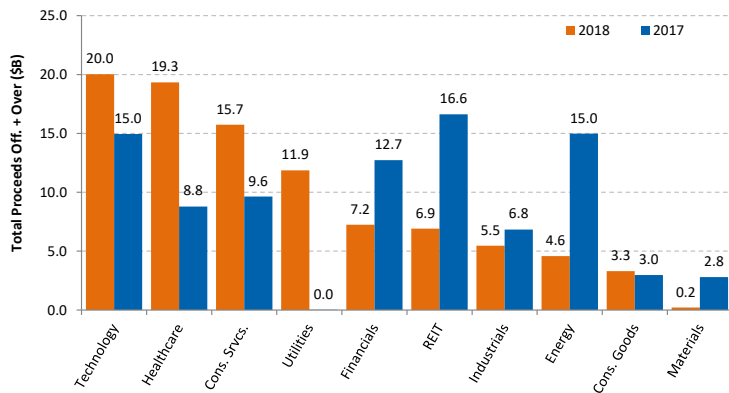
## Market Summary

Week of May 7, 2018

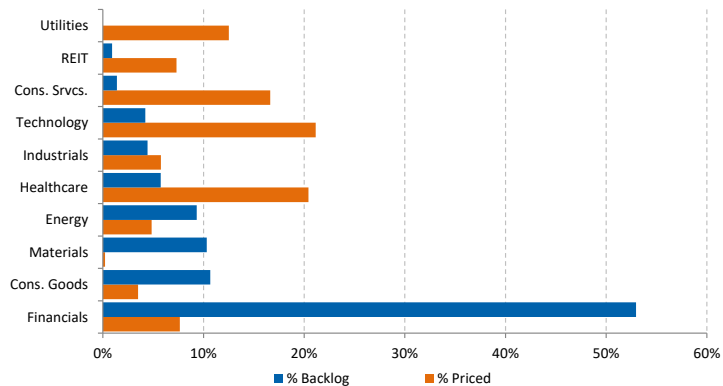
### Trailing 12-Week US Proceeds by Deal Type



### YoY Total US Issuance by Industry



### YTD US Priced vs. Backlog



### Market Summary

Major Indices	Last Close	1-Day (%)	1-Week (%)	1-Month (%)	1-Year (%)	YTD (%)
S&P 500	2,663.4	1.28	-0.24	0.71	11.46	-0.38
Dow Jones	24,262.5	1.39	-0.20	-0.01	15.80	-1.85
NASDAQ	7,209.6	1.71	1.26	2.38	18.67	4.44
Russell 2000	1,565.6	1.23	0.60	2.22	12.73	1.96
FTSE 100	7,567.1	0.86	0.87	7.58	4.40	-1.57
DAX	12,819.6	1.02	1.90	7.21	1.36	-0.76
Nikkei 225	22,472.8	0.00	0.02	5.41	15.57	-1.28
Hang Seng	29,926.5	-1.28	-1.17	1.38	21.24	0.02
Brazil Bovespa	83,118.0	-0.20	-3.85	-1.47	28.14	8.79
Mexico IPC	46,992.2	-0.22	-2.68	-0.98	-4.09	-4.79

### S&P 500 Sector Indices

Sector	Last Close	1-Day (%)	1-Week (%)	1-Month (%)	1-Year (%)	YTD (%)
Materials	361.6	1.28	0.05	1.59	9.33	-4.58
Financials	452.0	1.24	-1.69	-1.53	14.18	-2.57
Consumer Disc.	827.8	1.31	-0.07	2.44	16.02	5.41
Consumer Staples	509.6	1.40	-2.04	-6.29	-9.90	-13.24
Energy	544.8	0.45	0.01	9.38	11.75	2.14
Healthcare	937.0	0.75	-3.04	-1.19	6.70	-2.02
Industrials	607.2	1.14	-1.36	-2.57	6.32	-4.81
Information Tech.	1,184.6	1.97	3.21	3.93	26.29	7.09
Telecom	145.3	0.75	-4.58	-4.74	-6.95	-12.49
Utilities	261.0	0.39	-0.42	2.12	0.05	-2.37

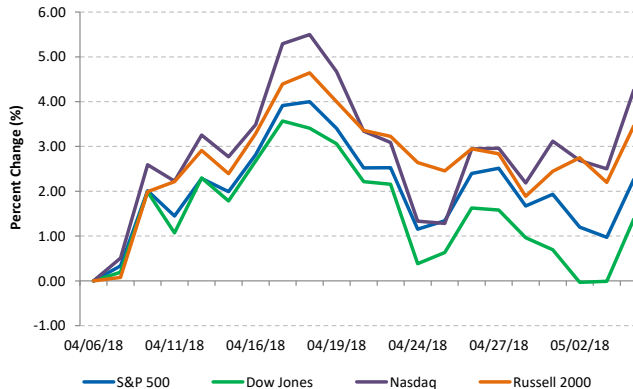
### Commodities (NYMEX Front Month Contract)

Commodity	Last Close	1-Day (%)	1-Week (%)	1-Month (%)	1-Year (%)	YTD (%)
Gold	1,314.7	0.15	-0.66	-1.90	7.01	0.41
Silver	16.5	0.44	0.69	1.63	1.32	-3.65
Copper	3.09	0.16	0.52	2.49	22.85	-6.51
Crude Oil	69.7	1.89	2.38	10.02	53.16	15.39
Natural Gas	2.7	-0.55	-2.17	-0.26	-14.91	-8.20
Cotton	0.87	2.84	2.83	9.12	10.13	10.52
Corn	4.06	-0.43	1.94	6.63	10.85	15.82
Sugar	0.12	-1.54	-0.09	-6.19	-25.11	-24.08
Wheat	5.26	-2.18	5.57	15.47	20.22	23.24

### Major Currencies

Currency	USD	EUR	GBP	JPY	CAD	AUD
USD	1.000	0.838	0.739	109.275	1.287	1.331
EUR	1.193	1.000	0.882	130.348	1.536	1.588
GBP	1.353	1.134	1.000	147.860	1.742	1.802
JPY	0.009	0.008	0.007	1.000	0.012	0.012
CAD	0.777	0.651	0.574	84.879	1.000	1.034
AUD	0.751	0.630	0.555	0.967	0.967	1.000

### Major US Indices 1-Month Trailing



### Econ Calendar

Monday, May 7, 2018			
Indicator	Period	Expectation	Result
Consumer Credit	Mar	\$16.1B	

Tuesday, May 8, 2018			
Indicator	Period	Expectation	Result
NFIB Small Bus. Opt. Index	Apr	104.7	
JOLTS - Job Openings	Mar	NA	

Wednesday, May 9, 2018			
Indicator	Period	Expectation	Result
MBA Mortgage Index	5/5	NA	
PPI	Apr	0.2%	
Core PPI	Apr	0.2%	
Wholesale Inventories	Mar	0.5%	
Crude Inventories	5/5	NA	

Thursday, May 10, 2018			
Indicator	Period	Expectation	Result
CPI	Apr	0.3%	
Core CPI	Apr	0.2%	
Initial Claims	5/5	220K	
Continuing Claims	4/28	NA	
Natural Gas Inventories	5/5	NA	

Friday, May 11, 2018			
Indicator	Period	Expectation	Result
Import Prices ex-oil	Apr	NA	
Export Prices ex-ag.	Apr	NA	
Mich Sentiment - Prelim	May	98.0	

Source: Briefing.com

### About Ipreo Analytics

Ipreo Capital Markets Services is an outsourced consultative service that serves as an extension of your team, focused on providing research, intelligence and data on the capital markets. If you have any questions, please contact Ipreo Capital Markets at [CapitalMarkets@ipreo.com](mailto:CapitalMarkets@ipreo.com) or 855-288-5995.

All deal data provided by Ipreo's Equity Deals Database, a comprehensive U.S. equities deals database providing quick and accurate deal information.