

U.S. Equity Capital Markets

Daily Market Update



Tuesday, March 20, 2018

Data as of 8:00 AM

Ipreo Daily Market Update

Priced Deals



Week of March 19, 2018

Initial Public Offerings This Week (0)

Issue Date	Issuer	Ticker	Sector	Domicile	Exchange	Bookrunners	Fin. Spons.	Filed Terms		Pricing Statistics				Performance Statistics		
								Last File Range (\$)	Last Offer Amt. (\$M)	Amt. + Over. (\$M)	Offer Price (\$)	Shrs. Offered	% Primary	Shoe Exer.	Last File/ Offer (%)	Offer/ Curr. (%)

No IPOs have priced so far this week

Follow-On Offerings This Week (0)

Issue Date	Issuer	Ticker	Sector	Domicile	Exchange	Bookrunners	Accel. Deal	Shelf Take.	Filed Terms		Pricing Statistics				Performance Statistics		
									Last File Range (\$)	Last Offer Amt. (\$M)	Amt. + Over. (\$M)	Offer Price (\$)	Shrs. Offered	% Primary	Shoe Exer.	Last Sale/ Offer (%)	Offer/ Curr. (%)

No Follow-Ons have priced so far this week

Block Offerings This Week (0)

Issue Date	Issuer	Ticker	Sector	Domicile	Exchange	Bookrunners	Shelf Take.	Last Price (\$)	Pricing Statistics				Performance Stats	
									Amt. + Over. (\$M)	Offer Price (\$)	Shrs. Offered	% Primary	Shoe Exer.	Re-Off. (%)

No Blocks have priced this week

Equity-Related Offerings This Week (0)

Issue Date	Issuer	Ticker	Sector	Domicile	Exchange	Bookrunners	Talk		Pricing Statistics				
							Coupon (%)	Premium (%)	Amt. + Over. (\$M)	Offer Price (\$)	Coupon (%)	Premium (%)	Shoe Exer.

No Converts have priced this week

Ipreo Daily Market Update

The Pipeline

Week of March 19, 2018

Expected Deals This Week and Next (15)

Expected Date	Issuer	Ticker	Type	Sector	Domicile	Exchange	Bookrunners	Filed Terms			Timeline	
								Curr. Amt. Filed (\$M)	Curr. Shrs. Filed (M)	Curr. File Price/Range	Initial File Date	Last Amend. File Date
03/19/18	Proteostasis Therapeutics, Inc.	PTI	FO	Healthcare	United States	NASDAQ	LEERINK, RBC	62.9	9.0	6.99	3/19/18	-
03/20/18	Xencor, Inc.	XNCR	FO	Healthcare	United States	NASDAQ	LEERINK, PIPER	158.7	5.0	31.73	3/19/18	-
03/20/18	ForeScout Technologies, Inc.	FSCT	FO	Technology	United States	NASDAQ	MS, JPM, CITI, UBS, KEYBANC	152.1	4.4	34.48	3/16/18	3/19/18
03/20/18	Cision Ltd.	CISN	FO	Technology	United States	NYSE	JPM, DB, RBC, CS	101.4	8.0	12.67	3/19/18	-
03/20/18	GlycoMimetics, Inc.	GLYC	FO	Healthcare	United States	NASDAQ	JEFFER, COWEN	75.5	4.5	16.77	3/19/18	-
03/22/18	Dropbox, Inc.	DBX	IPO	Technology	United States	NASDAQ	GS, JPM, DB, ALLEN, BAML, RBC, JEFFER, MACQUARIE	612.0	36.0	16 - 18	2/23/18	3/12/18
03/22/18	Sunlands Online Education Group	STG	IPO	Consumer Services	China	NYSE	GS, JPM, CS	162.5	13.0	11.50 - 13.50	2/23/18	3/14/18
03/22/18	Northern Oil and Gas, Inc.	NOG	FO	Energy	United States	NYSE	STFL	105.0	-	2.30	3/19/18	-
03/22/18	PolyPid, Ltd.	POLY	IPO	Healthcare	Israel	NASDAQ	GS, CFCO, COWEN	75.0	3.3	21 - 24	2/8/18	3/14/18
03/27/18	Bilibili Inc.	BILI	IPO	Technology	China	NASDAQ	MS, BAML, JPM	483.0	42.0	10.50 - 12.50	3/2/18	3/16/18
03/28/18	iQIYI, Inc.	IQ	IPO	Consumer Services	China	NASDAQ	GS, CS, BAML, CHINAREN, CITI, UBS	2,250.0	125.0	17 - 19	2/27/18	3/16/18
03/28/18	GreenTree Hospitality Group Ltd.	GHG	IPO	Consumer Services	China	NYSE	MS, BAML, UBS	329.8	19.4	16 - 18	2/27/18	3/14/18
03/28/18	Unum Therapeutics, Inc.	UNUM	IPO	Healthcare	United States	NASDAQ	MS, COWEN	75.0	5.8	12 - 14	3/2/18	3/19/18
03/28/18	IBEX Holdings Limited	IBEX	IPO	Technology	Bermuda	NASDAQ	RBAIRD, PIPER, WBLAIR, SUNTCAP	60.0	4.0	14 - 16	2/23/18	3/19/18
03/29/18	Homology Medicines, Inc.	FIXX	IPO	Healthcare	United States	NASDAQ	BAML, COWEN, EVERCORE	100.0	6.7	14 - 16	3/2/18	3/19/18
Total:								4,802.8				

* Bold text indicates a deal was initially filed or amended this week

Amended Filings This Week (2)

Amended Date	Issuer	Ticker	Type	Sector	Domicile	Exchange	Bookrunners	Filed Terms			Timeline	
								Curr. Amt. Filed (\$M)	Curr. Shrs. Filed (M)	Curr. File Price/Range	Initial File Date	Expected Date
3/19/18	Terrapin 4 Acquisition Corp	TRTLU	IPO	Bank Check	United States	NASDAQ	NOMURA	200.0 ↓	20.0 ↓	10.00	2/23/18	To be ann.
3/19/18	Airborne Wireless Network	ABWN	FO	Technology	United States	NASDAQ	MAXIM	10.0	-	-	8/31/17	To be ann.
Total:								210.0				

Initial Filings This Week (2)

Filing Date	Issuer	Ticker	Type	Sector	Domicile	Exchange	Bookrunners	Filed Terms			Timeline
								Curr. Amt. Filed (\$M)	Curr. Shrs. Filed (M)	Curr. File Price/Range	Expected Date
3/19/18	TerraForm Power, Inc.	TERP	FO	Energy	United States	NASDAQ	To be ann.	400.0	-	11.25	To be ann.
3/19/18	Apptio, Inc.	APTI	CVT	Technology	United States	NASDAQ	To be ann.	125.0	0.1	-	To be ann.
Total:								525.0			

Shelf Filings This Week (3)

Filing Date	Issuer	Ticker	Type	Sector	Domicile	Exchange	Type	Filed Terms		
								Curr. Amt. Filed (\$M)	Curr. Shrs. Filed (M)	Curr. File Price/Range
3/19/18	Ocean Rig UDW Inc.	ORIG	FO	Energy	Cyprus	NASDAQ	Common Stock	882.4	35.3	25.00
3/19/18	Daqo New Energy Corp.	DQ	FO	Energy	China	NYSE	Universal	250.0	-	-
3/19/18	Hudson Technologies, Inc.	HDSN	FO	Industrials	United States	NASDAQ	Universal	50.0	-	-
Total:								1,182.4		

* Shelf filings over \$50M

Withdrawn or Postponed Deals This Week (0)

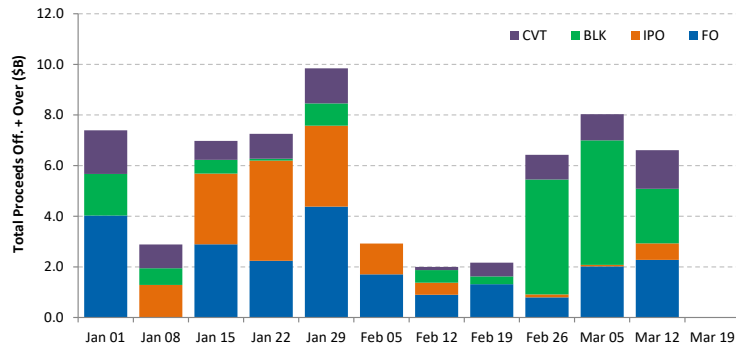
W/P Date	Issuer	Ticker	Type	Sector	Domicile	Exchange	Bookrunners	Filed Terms		
								Curr. Amt. Filed (\$M)	Curr. Shrs. Filed (M)	Reason
No Withdrawn or Postponed deals this week										

Ipreo Daily Market Update

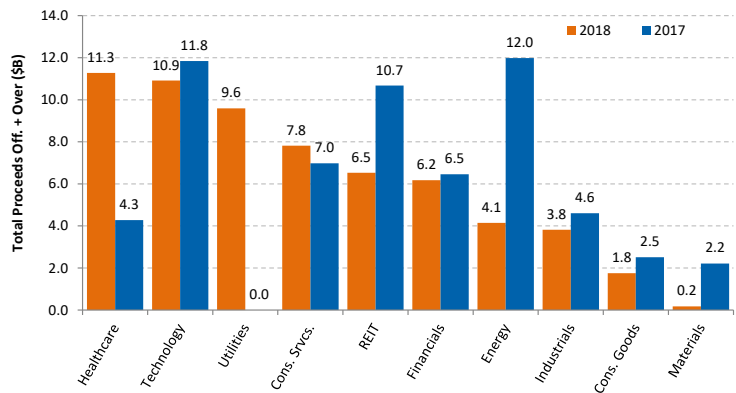
Market Summary

Week of March 19, 2018

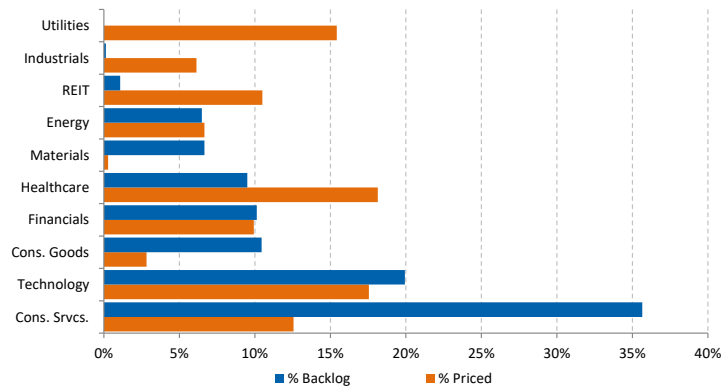
Trailing 12-Week US Proceeds by Deal Type



YoY Total US Issuance by Industry



YTD US Priced vs. Backlog



Market Summary

Major Indices	Last Close	1-Day (%)	1-Week (%)	1-Month (%)	1-Year (%)	YTD (%)
S&P 500	2,712.9	-1.42	-2.52	-0.71	14.07	1.47
Dow Jones	24,610.9	-1.35	-2.25	-2.41	17.67	-0.44
NASDAQ	7,344.2	-1.84	-3.22	1.45	24.46	6.39
Russell 2000	1,570.6	-0.98	-1.90	1.75	12.87	2.28
FTSE 100	7,042.9	-1.69	-2.38	-3.45	-5.15	-8.39
DAX	12,217.0	-1.39	-1.62	-1.89	1.01	-5.42
Nikkei 225	21,480.9	-0.90	-1.57	-1.10	10.04	-5.64
Hang Seng	31,513.8	0.04	-0.26	1.28	29.63	5.33
Brazil Bovespa	83,913.1	-1.15	-3.44	-0.72	30.69	9.83
Mexico IPC	47,477.6	0.00	-2.45	-2.87	-2.30	-3.80

S&P 500 Sector Indices

S&P 500 Sector Indices	Last Close	1-Day (%)	1-Week (%)	1-Month (%)	1-Year (%)	YTD (%)
Materials	365.2	-1.51	-4.39	-3.60	10.88	-3.62
Financials	476.2	-0.85	-2.85	-0.92	17.04	2.64
Consumer Disc.	827.2	-1.30	-2.29	-0.80	18.89	5.34
Consumer Staples	543.3	-1.00	-2.88	-4.95	-4.10	-7.50
Energy	489.5	-1.69	-2.47	-2.20	-4.36	-8.23
Healthcare	973.1	-1.70	-2.19	-1.42	11.86	1.76
Industrials	639.3	-0.82	-1.64	-1.57	13.21	0.23
Information Tech.	1,192.7	-2.11	-3.35	2.16	31.88	7.82
Telecom	154.4	-0.91	-1.81	-2.91	-10.36	-7.00
Utilities	253.3	-0.75	1.37	0.07	-2.65	-5.25

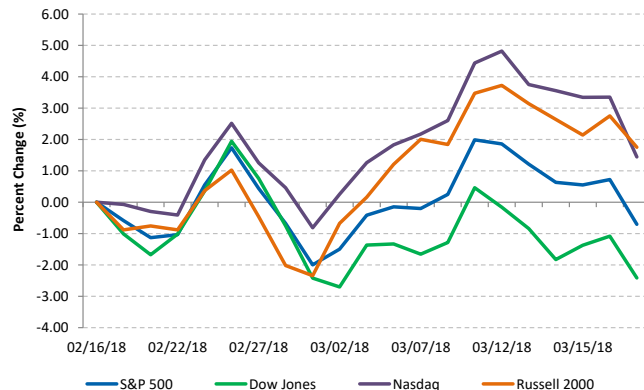
Commodities (NYMEX Front Month Contract)

Commodities	Last Close	1-Day (%)	1-Week (%)	1-Month (%)	1-Year (%)	YTD (%)
Gold	1,317.8	0.42	-0.23	-2.83	7.12	0.65
Silver	16.3	0.33	-1.28	-2.32	-6.25	-4.78
Copper	3.08	-0.82	-1.34	-5.13	14.51	-6.62
Crude Oil	62.1	-0.34	1.25	0.94	27.37	2.83
Natural Gas	2.7	-1.38	-4.57	3.64	-10.07	-10.23
Cotton	0.81	-1.96	-2.46	5.27	3.66	3.31
Corn	3.75	-2.02	-4.03	2.04	2.04	6.91
Sugar	0.13	1.90	-0.31	-2.94	-29.06	-14.97
Wheat	4.51	-3.63	-8.15	-1.53	3.32	5.56

Major Currencies

Major Currencies	USD	EUR	GBP	JPY	CAD	AUD
USD	1.000	0.812	0.713	106.325	1.307	1.299
EUR	1.232	1.000	0.878	130.948	1.610	1.600
GBP	1.403	1.139	1.000	149.163	1.834	1.822
JPY	0.009	0.008	0.007	1.000	0.012	0.012
CAD	0.765	0.621	0.545	81.326	1.000	0.994
AUD	0.770	0.625	0.549	1.006	1.006	1.000

Major US Indices 1-Month Trailing



Econ Calendar

Monday, March 19, 2018			
Indicator	Period	Expectation	Result
No Releases Scheduled			

Tuesday, March 20, 2018			
Indicator	Period	Expectation	Result
No Releases Scheduled			

Wednesday, March 21, 2018			
Indicator	Period	Expectation	Result
No Releases Scheduled			

Thursday, March 22, 2018			
Indicator	Period	Expectation	Result
MBA Mortgage Apps.	03/17	NA	
Current Account Balance	Q4	-\$125.0 B	
Existing Home Sales	Feb	5.42 M	
Crude Inventories	03/17	NA	
FOMC Rate Decision	Mar	1.625%	

Friday, March 23, 2018			
Indicator	Period	Expectation	Result
Durable Orders	Feb	1.5%	
Durable Goods ex Transport.	Feb	0.6%	
New Home Sales	Feb	620,000	

Friday, March 23, 2018			
Indicator	Period	Expectation	Result
Durable Orders	Feb	1.5%	
Durable Goods ex Transport.	Feb	0.6%	
New Home Sales	Feb	620,000	

Source: Briefing.com

About Ipreo Analytics

Ipreo Capital Markets Services is an outsourced consultative service that serves as an extension of your team, focused on providing research, intelligence and data on the capital markets. If you have any questions, please contact Ipreo Capital Markets at CapitalMarkets@ipreo.com or 855-288-5995.

All deal data provided by Ipreo's Equity Deals Database, a comprehensive U.S. equities deals database providing quick and accurate deal information.

