

# U.S. Equity Capital Markets

## Daily Market Update



Monday, March 19, 2018

Data as of 8:00 AM

# Ipreo Daily Market Update

## Priced Deals



Week of March 19, 2018

### Initial Public Offerings This Week (0)

Issue Date	Issuer	Ticker	Sector	Domicile	Exchange	Bookrunners	Fin. Spons.	Filed Terms		Pricing Statistics				Performance Statistics		
								Last File Range (\$)	Last Offer Amt. (\$M)	Amt. + Over. (\$M)	Offer Price (\$)	Shrs. Offered	% Primary	Shoe Exer.	Last File/ Offer (%)	Offer/ Curr. (%)
<i>No IPOs have priced so far this week</i>																

### Follow-On Offerings This Week (0)

Issue Date	Issuer	Ticker	Sector	Domicile	Exchange	Bookrunners	Accel. Deal	Shelf Take.	Filed Terms		Pricing Statistics				Performance Statistics		
									Last File Range (\$)	Last Offer Amt. (\$M)	Amt. + Over. (\$M)	Offer Price (\$)	Shrs. Offered	% Primary	Shoe Exer.	Last Sale/ Offer (%)	Offer/ Curr. (%)
<i>No Follow-Ons have priced so far this week</i>																	

### Block Offerings This Week (0)

Issue Date	Issuer	Ticker	Sector	Domicile	Exchange	Bookrunners	Shelf Take.	Last Price (\$)	Pricing Statistics				Performance Stats	
									Amt. + Over. (\$M)	Offer Price (\$)	Shrs. Offered	% Primary	Shoe Exer.	Re-Off. (%)
<i>No Blocks have priced this week</i>														

### Equity-Related Offerings This Week (0)

Issue Date	Issuer	Ticker	Sector	Domicile	Exchange	Bookrunners	Talk		Pricing Statistics				
							Coupon (%)	Premium (%)	Amt. + Over. (\$M)	Offer Price (\$)	Coupon (%)	Premium (%)	Shoe Exer.
<i>No Converts have priced this week</i>													

# Ipreo Daily Market Update

## The Pipeline

Week of March 19, 2018

### Expected Deals This Week and Next (4)

Expected Date	Issuer	Ticker	Type	Sector	Domicile	Exchange	Bookrunners	Filed Terms			Timeline	
								Curr. Amt. Filed (\$M)	Curr. Shrs. Filed (M)	Curr. File Price/Range	Initial File Date	Last Amend. File Date
03/22/18	Dropbox, Inc.	DBX	IPO	Technology	United States	NASDAQ	GS, JPM, DB, ALLEN, BAML, RBC, JEFFER, MACQUARIE	612.0	36.0	16 - 18	2/23/18	3/12/18
03/22/18	Sunlands Online Education Group	STG	IPO	Consumer Services	China	NYSE	GS, JPM, CS	162.5	13.0	11.50 - 13.50	2/23/18	3/14/18
03/22/18	PolyPid, Ltd.	POLY	IPO	Healthcare	Israel	NASDAQ	GS, CFDO, COWEN	75.0	3.3	21 - 24	2/8/18	3/14/18
03/28/18	GreenTree Hospitality Group Ltd.	GHG	IPO	Consumer Services	China	NYSE	MS, BAML, UBS	329.8	19.4	16 - 18	2/27/18	3/14/18
<b>Total:</b>								<b>1,179.3</b>				

### Amended Filings This Week (1)

Amended Date	Issuer	Ticker	Type	Sector	Domicile	Exchange	Bookrunners	Filed Terms			Timeline	
								Curr. Amt. Filed (\$M)	Curr. Shrs. Filed (M)	Curr. File Price/Range	Initial File Date	Expected Date
3/19/18	Homology Medicines, Inc.	FIXX	IPO	Healthcare	United States	NASDAQ	BAML, COWEN, EVERCORE	100.0	6.7	14 - 16	3/2/18	To be ann.
<b>Total:</b>								<b>100.0</b>				

### Initial Filings This Week (1)

Filing Date	Issuer	Ticker	Type	Sector	Domicile	Exchange	Bookrunners	Filed Terms			Timeline	
								Curr. Amt. Filed (\$M)	Curr. Shrs. Filed (M)	Curr. File Price/Range	Expected Date	
3/19/18	TerraForm Power, Inc.	TERP	FO	Energy	United States	NASDAQ	To be ann.	400.0	-	11.25	To be ann.	
<b>Total:</b>								<b>400.0</b>				

### Shelf Filings This Week (2)

Filing Date	Issuer	Ticker	Type	Sector	Domicile	Exchange	Type	Filed Terms			
								Curr. Amt. Filed (\$M)	Curr. Shrs. Filed (M)	Curr. File Price/Range	
3/19/18	Daqo New Energy Corp.	DQ	FO	Energy	China	NYSE	Universal	250.0	-	-	
3/19/18	Hudson Technologies, Inc.	HDSN	FO	Industrials	United States	NASDAQ	Universal	50.0	-	-	
<b>Total:</b>								<b>300.0</b>			

\* Shelf filings over \$50M

### Withdrawn or Postponed Deals This Week (0)

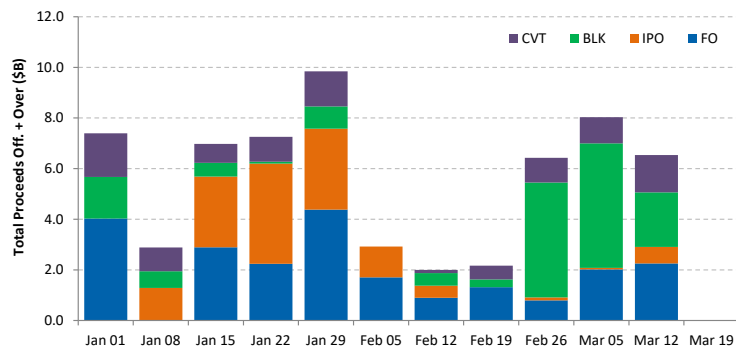
W/P Date	Issuer	Ticker	Type	Sector	Domicile	Exchange	Bookrunners	Filed Terms		
								Curr. Amt. Filed (\$M)	Curr. Shrs. Filed (M)	Reason
No Withdrawn or Postponed deals this week										

# Ipreo Daily Market Update

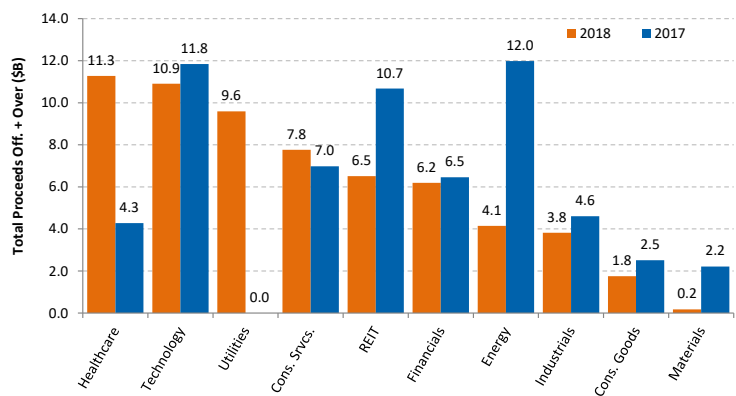
## Market Summary

Week of March 19, 2018

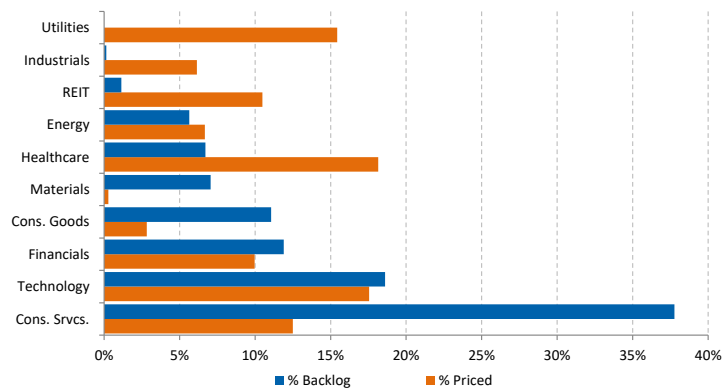
Trailing 12-Week US Proceeds by Deal Type



YoY Total US Issuance by Industry



YTD US Priced vs. Backlog



Market Summary

Major Indices	Last Close	1-Day (%)	1-Week (%)	1-Month (%)	1-Year (%)	YTD (%)
S&P 500	2,752.0	0.17	-1.24	0.72	15.56	2.93
Dow Jones	24,946.5	0.29	-1.54	-1.08	19.16	0.92
NASDAQ	7,482.0	0.00	-1.04	3.35	26.80	8.38
Russell 2000	1,586.0	0.60	-0.69	2.75	14.43	3.29
FTSE 100	7,164.1	0.34	-0.84	-1.79	-3.40	-6.81
DAX	12,389.6	0.36	0.35	-0.50	2.54	-4.09
Nikkei 225	21,676.5	-0.58	0.97	-0.20	10.65	-4.78
Hang Seng	31,502.0	-0.12	1.63	1.24	29.70	5.29
Brazil Bovespa	84,886.5	-0.05	-1.72	0.43	29.04	11.10
Mexico IPC	47,477.6	-0.71	-2.22	-2.87	-1.20	-3.80

S&P 500 Sector Indices

S&P 500 Sector Indices	Last Close	1-Day (%)	1-Week (%)	1-Month (%)	1-Year (%)	YTD (%)
Materials	370.8	0.06	-3.21	-2.12	13.15	-2.15
Financials	480.3	0.19	-2.40	-0.06	16.80	3.53
Consumer Disc.	838.2	-0.05	-0.71	0.51	20.57	6.73
Consumer Staples	548.8	0.01	-2.12	-4.00	-3.29	-6.57
Energy	497.9	1.01	-0.85	-0.52	-2.79	-6.65
Healthcare	989.9	0.07	-0.94	0.28	13.19	3.51
Industrials	644.6	0.53	-1.98	-0.75	14.66	1.06
Information Tech.	1,218.4	-0.06	-0.97	4.37	34.81	10.15
Telecom	155.9	0.23	-0.66	-2.02	-9.05	-6.15
Utilities	255.2	1.00	2.56	0.83	-1.35	-4.53

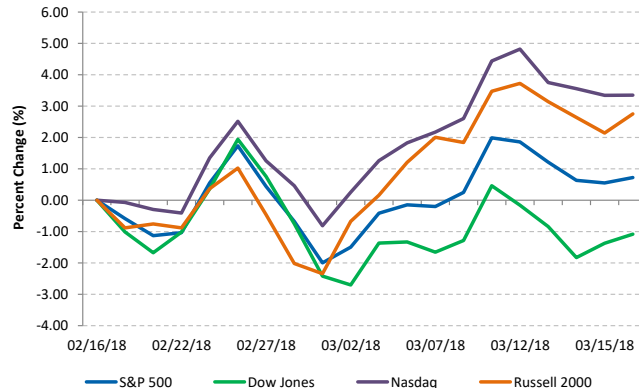
Commodities (NYMEX Front Month Contract)

Commodities	Last Close	1-Day (%)	1-Week (%)	1-Month (%)	1-Year (%)	YTD (%)
Gold	1,312.3	-0.42	-0.88	-3.24	6.94	0.23
Silver	16.3	-0.91	-2.02	-2.63	-6.11	-5.09
Copper	3.11	-0.64	-0.91	-4.34	16.06	-5.85
Crude Oil	62.3	1.88	0.48	1.28	27.88	3.18
Natural Gas	2.7	0.26	-1.61	5.08	-7.37	-8.97
Cotton	0.83	-0.81	-1.98	7.37	5.99	5.37
Corn	3.83	-1.03	-1.98	4.15	4.58	9.12
Sugar	0.13	-0.71	-1.48	-4.74	-30.68	-16.56
Wheat	4.68	-2.30	-4.39	2.18	7.28	9.54

Major Currencies

Major Currencies	USD	EUR	GBP	JPY	CAD	AUD
USD	1.000	0.814	0.715	106.015	1.310	1.298
EUR	1.228	1.000	0.879	130.238	1.609	1.595
GBP	1.398	1.138	1.000	148.198	1.831	1.814
JPY	0.009	0.008	0.007	1.000	0.012	0.012
CAD	0.763	0.621	0.546	80.941	1.000	0.991
AUD	0.770	0.627	0.551	1.009	1.009	1.000

Major US Indices 1-Month Trailing



Econ Calendar

Monday, March 19, 2018			
Indicator	Period	Expectation	Result
No Releases Scheduled			
Tuesday, March 20, 2018			
Indicator	Period	Expectation	Result
No Releases Scheduled			
Wednesday, March 21, 2018			
Indicator	Period	Expectation	Result
MBA Mortgage Apps.	03/17	NA	
Current Account Balance	Q4	-\$125.0 B	
Existing Home Sales	Feb	5.42 M	
Crude Inventories	03/17	NA	
FOMC Rate Decision	Mar	1.625%	
Thursday, March 22, 2018			
Indicator	Period	Expectation	Result
Initial Claims	03/17	225,000	
Continuing Claim	03/10	NA	
FHFA Housing Price Index.	Jan	0.4%	
Leading Indicators	Feb	0.5%	
Friday, March 23, 2018			
Indicator	Period	Expectation	Result
Durable Orders	Feb	1.5%	
Durable Goods ex Transport.	Feb	0.6%	
New Home Sales	Feb	620,000	

Source: Briefing.com

### About Ipreo Analytics

Ipreo Capital Markets Services is an outsourced consultative service that serves as an extension of your team, focused on providing research, intelligence and data on the capital markets. If you have any questions, please contact Ipreo Capital Markets at CapitalMarkets@ipreo.com or 855-288-5995.

All deal data provided by Ipreo's Equity Deals Database, a comprehensive U.S. equities deals database providing quick and accurate deal information.

