

# U.S. Equity Capital Markets

## Daily Market Update



Wednesday, February 7, 2018

Data as of 8:00 AM

# Ipreo Daily Market Update

## Priced Deals

Week of February 5, 2018

### Initial Public Offerings This Week (0)

Issue Date	Issuer	Ticker	Sector	Domicile	Exchange	Bookrunners	Fin. Spons.	Filed Terms		Pricing Statistics				Performance Statistics		
								Last File Range (\$)	Last Offer Amt. (\$M)	Amt. + Over. (\$M)	Offer Price (\$)	Shrs. Offered	% Primary	Shoe Exer.	Last File/ Offer (%)	Offer/ Curr. (%)
No IPOs have priced so far this week																

### Follow-On Offerings This Week (3)

Issue Date	Issuer	Ticker	Sector	Domicile	Exchange	Bookrunners	Accel. Deal	Shelf Take.	Filed Terms		Pricing Statistics				Performance Statistics		
									Last File Range (\$)	Last Offer Amt. (\$M)	Amt. + Over. (\$M)	Offer Price (\$)	Shrs. Offered	% Primary	Shoe Exer.	Last Sale/ Offer (%)	Offer/ Curr. (%)
2/6/18	The Simply Good Foods Company	SMPL	Consumer Goods	United States	NASDAQ	MS			13.31	117.7	109.7	12.40	8.8	0.0	-6.84	-	-6.84
2/6/18	Halcón Resources Corp.	HK	Energy	United States	NYSE	JPM	•	•	7.57	60.6	55.2	6.90	8.0	100.0	-8.85	-	-8.85
2/6/18	BioAmber Inc.	BIOA	Basic Materials	Canada	NYSE	HCWAIN		•	-	-	10.0	0.25	40.0	100.0	0.00	-	-
<b>Total:</b>											<b>174.9</b>	<b>Average:</b>			<b>-5.23</b>	<b>-</b>	

### Block Offerings This Week (0)

Issue Date	Issuer	Ticker	Sector	Domicile	Exchange	Bookrunners	Shelf Take.	Last Price (\$)	Pricing Statistics				Performance Stats	
									Amt. + Over. (\$M)	Offer Price (\$)	Shrs. Offered	% Primary	Shoe Exer.	Re-Off. Disc. (%)
No Blocks have priced this week														

### Equity-Related Offerings This Week (0)

Issue Date	Issuer	Ticker	Sector	Domicile	Exchange	Bookrunners	Talk		Pricing Statistics				
							Coupon (%)	Premium (%)	Amt. + Over. (\$M)	Offer Price (\$)	Coupon (%)	Premium (%)	Shoe Exer.
No Converts have priced this week													

# Ipreo Daily Market Update

## The Pipeline

Week of February 5, 2018

### Expected Deals This Week and Next (18)

Expected Date	Issuer	Ticker	Type	Sector	Domicile	Exchange	Bookrunners	Filed Terms			Timeline	
								Curr. Amt. Filed (\$M)	Curr. Shrs. Filed (M)	Curr. File Price/Range	Initial File Date	Last Amend. File Date
w/k of 02/05/18	ProLung Inc.	LUNG	IPO	Healthcare	United States	NASDAQ	MAXIM, AEGIS	7.0	0.9	7 - 8	8/4/17	11/28/17
02/06/18	Bioceres S.A.	BIOX	IPO	Basic Materials	Argentina	NYSE	JEFFER, PIPER, SANTANDER, SUNTCAP	130.0	11.8	10 - 12	1/8/18	1/23/18
02/06/18	JinkoSolar Holding Co., Ltd.	JKS	FO	Energy	China	NYSE	CS, BRCLY	73.3	3.6	20.35	<b>2/6/18</b>	-
02/07/18	Cactus, Inc.	WHD	IPO	Energy	United States	NYSE	CITI, CS, PIPER, JPM, BAML	375.0	21.4	16 - 19	1/12/18	1/29/18
02/07/18	Victory Capital Holdings, Inc.	VCTR	IPO	Financials	United States	NASDAQ	JPM, BAML, MS, BRCLY, GS, RBC	210.6	11.7	17 - 19	1/11/18	1/29/18
02/07/18	Mudrick Capital Acquisition Corporation	MUDS.U	IPO	Blank Check	United States	NASDAQ	CFCO	200.0	20.0	10.00	1/16/18	-
02/07/18	Quintana Energy Services Inc.	QES	IPO	Energy	United States	NYSE	BAML, PIPER, CITI, BRCLY, PRLAWNBG, EVERCORE, STEPHENS, CAPONE	125.0	9.3	12 - 15	8/9/17	1/29/18
02/07/18	Huami Corp	HMI	IPO	Technology	China	NASDAQ	CS, CITI, CHINAREN	110.0	10.0	10 - 12	1/12/18	1/26/18
02/07/18	Evolus, Inc.	EOLS	IPO	Healthcare	United States	NASDAQ	CFCO, MIZUHO	65.0	5.0	12 - 14	1/9/18	1/29/18
02/07/18	Blink Charging Co.	BLNK	FO	Consumer Services	United States	NASDAQ	GUNNAR	26.5	4.6	-	11/4/16	1/9/18
02/07/18	<b>SITO Mobile, Ltd.</b>	SITO	FO	Consumer Services	United States	NASDAQ	OPPEN, LAKESTCAP	-	-	5.17	<b>2/6/18</b>	-
02/08/18	IPSCO Tubulars Inc.	IPSC	IPO	Basic Materials	United States	NYSE	BAML, MS, JPM, UBS, CITI, CS, BRCLY, EVERCORE	500.0	23.3	20 - 23	1/12/18	1/29/18
02/08/18	Leo Holdings Corp.	LHC.U	IPO	Blank Check	United Kingdom	NYSE	CITI	300.0	30.0	10.00	1/18/18	-
02/08/18	Cardlytics, Inc.	CDLX	IPO	Technology	United States	NASDAQ	BAML, JPM, WFC, SUNTCAP, RAYMND, KEYBANC	75.6	5.4	13 - 15	1/12/18	1/29/18
02/08/18	<b>Miragen Therapeutics, Inc.</b>	MGEN	FO	Healthcare	United States	NASDAQ	JEFFER, EVERCORE, DB	60.2	7.0	8.60	<b>2/5/18</b>	-
02/08/18	Tandem Diabetes Care, Inc.	TNDM	FO	Healthcare	United States	NASDAQ	OPPEN	40.0	13.5	2.96	1/16/18	1/29/18
02/08/18	Motus GI Holdings, Inc.	MOTS	FO	Healthcare	United States	NASDAQ	PIPER, OPPEN	25.5	4.3	5 - 7	1/5/18	1/31/18
02/08/18	<b>CTI BioPharma Corp.</b>	CTIC	FO	Healthcare	United States	NASDAQ	LEERINK	-	-	2.83	<b>2/5/18</b>	-
<b>Total:</b>								<b>2,323.6</b>				

\* Bold text indicates a deal was initially filed or amended this week

### Amended Filings This Week (6)

Amended Date	Issuer	Ticker	Type	Sector	Domicile	Exchange	Bookrunners	Filed Terms			Timeline	
								Curr. Amt. Filed (\$M)	Curr. Shrs. Filed (M)	Curr. File Price/Range	Initial File Date	Expected Date
2/5/18	Avinger, Inc.	AVGR	FO	Healthcare	United States	NASDAQ	LADENBURG	15.0	0.5	-	1/12/18	To be ann.
2/5/18	Avinger, Inc.	AVGR	FO	Healthcare	United States	NASDAQ	LADENBURG	15.0	0.0	-	1/12/18	To be ann.
2/5/18	Cesca Therapeutics Inc.	KOOL	FO	Healthcare	United States	NASDAQ	MAXIM	15.0 ↓	5.4	2.80 ↓	1/23/18	To be ann.
2/5/18	Onconova Therapeutics, Inc.	ONTX	FO	Healthcare	United States	NASDAQ	HCWAIN	13.0	8.7	1.50	12/29/17	To be ann.
2/5/18	Farmmi, Inc.	FAMI	IPO	Consumer Goods	China	NASDAQ	VIEWTRS	5.6 ↓	1.4 ↑	4.00 ↓	11/14/17	To be ann.
2/6/18	Zosano Pharma Corp.	ZSAN	FO	Healthcare	United States	NASDAQ	BTIG	51.8 ↑	10.0	5.18 ↑	12/22/17	To be ann.
<b>Total:</b>								<b>115.4</b>				

### Initial Filings This Week (3)

Filing Date	Issuer	Ticker	Type	Sector	Domicile	Exchange	Bookrunners	Filed Terms			Timeline	
								Curr. Amt. Filed (\$M)	Curr. Shrs. Filed (M)	Curr. File Price/Range	Expected Date	
2/5/18	SB Financial Group Inc.	SBFG	FO	Financials	United States	NASDAQ	FIGPAR	25.0	-	18.65	-	To be ann.
2/5/18	Leaf Group Ltd.	LFGR	FO	Technology	United States	NYSE	CRAIGHAL	22.0	-	9.05	-	To be ann.
2/5/18	Microvision, Inc.	MVIS	FO	Technology	United States	NASDAQ	To be ann.	15.0	-	1.24	-	To be ann.
<b>Total:</b>								<b>62.0</b>				

### Shelf Filings This Week (3)

Filing Date	Issuer	Ticker	Type	Sector	Domicile	Exchange	Type	Filed Terms		
								Curr. Amt. Filed (\$M)	Curr. Shrs. Filed (M)	Curr. File Price/Range
2/5/18	American Superconductor Corp.	AMSC	FO	Utilities	United States	NASDAQ	Universal	100.0	-	-
2/6/18	Transocean Inc.	RIG	FO	Energy	United States	NYSE	Common Stock	986.2	98.6	10.00
2/7/18	Limelight Networks, Inc.	LLNW	FO	Technology	United States	NASDAQ	Common Stock	71.0	15.9	4.46
<b>Total:</b>								<b>1,157.2</b>		

\* Shelf filings over \$50M

### Withdrawn or Postponed Deals This Week (2)

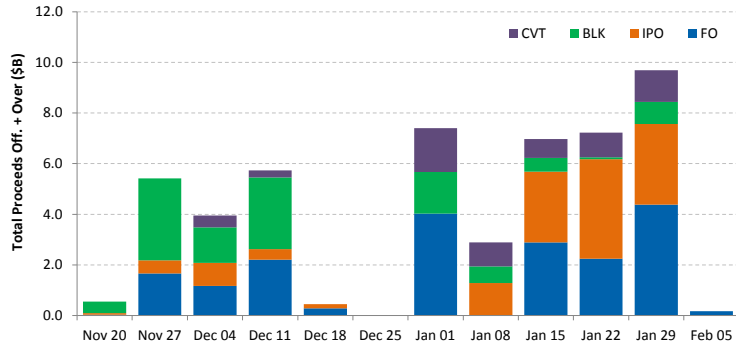
W/P Date	Issuer	Ticker	Type	Sector	Domicile	Exchange	Bookrunners	Filed Terms			Reason
								Curr. Amt. Filed (\$M)	Curr. Shrs. Filed (M)	Price/Range	
2/5/18	Workspace Property Trust	WSPT	IPO	REIT	United States	NYSE	GS, JPM, BAML	526.5	39.0	Unknown	
2/6/18	TFI TAB Gıda Yatırımları A.Ş.	TFIG	IPO	Consumer Services	Turkey	NASDAQ	MS, CS, GS, CITI, JPM	220.0	22.0	Market Conditions	
<b>Total:</b>								<b>746.5</b>			

# Ipreo Daily Market Update

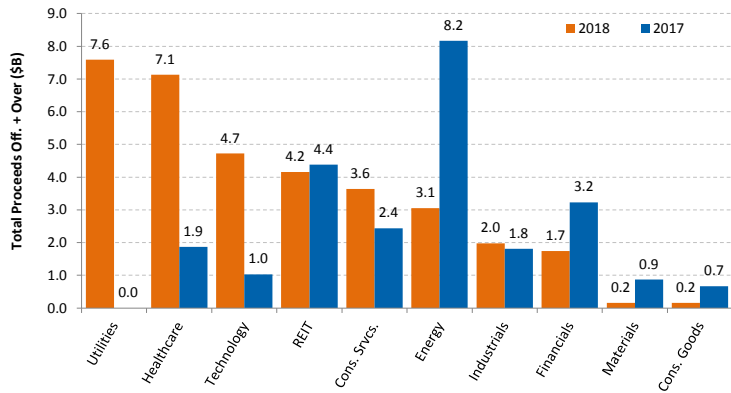
## Market Summary

Week of February 5, 2018

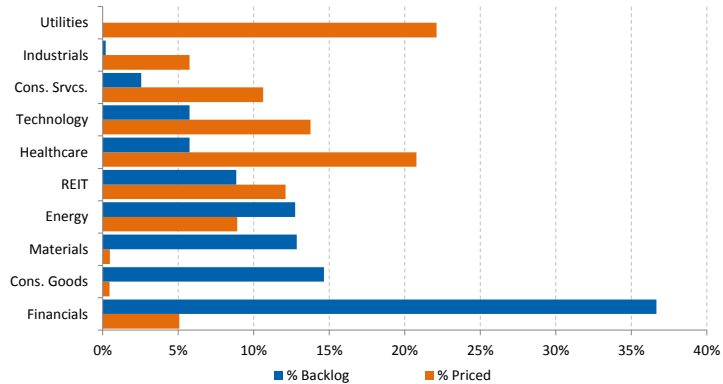
Trailing 12-Week US Proceeds by Deal Type



YoY Total US Issuance by Industry



YTD US Priced vs. Backlog



Market Summary

Major Indices	Last Close	1-Day (%)	1-Week (%)	1-Month (%)	1-Year (%)	YTD (%)
S&P 500	2,695.1	1.74	-4.51	-1.75	17.56	0.81
Dow Jones	24,912.8	2.33	-4.46	-1.51	24.24	0.78
NASDAQ	7,115.9	2.13	-3.87	-0.29	25.64	3.08
Russell 2000	1,507.2	1.08	-4.78	-3.39	10.28	-1.85
FTSE 100	7,141.4	-2.64	-5.89	-7.55	-0.43	-7.11
DAX	12,392.7	-2.32	-6.10	-6.96	7.67	-4.06
Nikkei 225	21,610.2	-4.73	-7.22	-8.87	13.88	-5.07
Hang Seng	30,595.4	-5.12	-6.17	-0.71	31.04	2.26
Brazil Bovespa	83,894.0	2.48	-0.70	6.10	31.10	9.81
Mexico IPC	49,304.9	-2.16	-2.14	-1.17	4.40	-0.10

S&P 500 Sector Indices

Sector	Last Close	1-Day (%)	1-Week (%)	1-Month (%)	1-Year (%)	YTD (%)
Materials	376.4	2.81	-4.51	-4.52	15.33	-0.68
Financials	470.8	1.70	-4.49	-0.24	20.17	1.47
Consumer Disc.	832.5	2.49	-3.29	2.67	24.17	6.01
Consumer Staples	566.5	1.03	-5.28	-3.66	4.66	-3.56
Energy	516.5	0.67	-6.59	-6.83	-3.14	-3.17
Healthcare	970.8	1.13	-6.12	-1.67	17.62	1.51
Industrials	637.7	1.67	-4.63	-2.74	16.43	-0.02
Information Tech.	1,139.0	2.82	-3.58	-1.20	32.97	2.97
Telecom	158.7	0.63	-3.64	-3.16	-4.60	-4.41
Utilities	245.1	-1.51	-4.35	-5.98	-1.08	-8.33

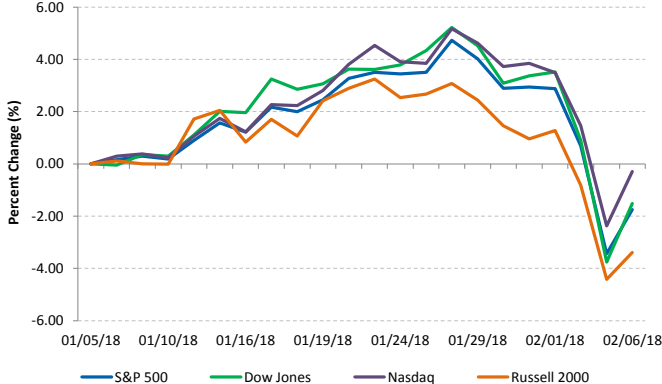
Commodities (NYMEX Front Month Contract)

Commodity	Last Close	1-Day (%)	1-Week (%)	1-Month (%)	1-Year (%)	YTD (%)
Gold	1,329.5	-0.52	-0.44	0.54	7.91	1.54
Silver	16.6	-0.55	-2.80	-4.08	-6.29	-3.30
Copper	3.19	-0.99	0.00	-1.25	20.27	-3.38
Crude Oil	63.4	-1.18	-1.72	3.17	19.58	4.92
Natural Gas	2.8	0.44	-13.65	-1.29	-9.54	-6.57
Cotton	0.76	-0.50	-1.09	-2.33	0.74	-3.10
Corn	3.64	1.32	0.55	3.49	-0.07	3.64
Sugar	0.14	-0.43	0.87	-8.22	-34.66	-8.71
Wheat	4.46	1.36	-2.41	3.60	5.62	4.51

Major Currencies

Currency	USD	EUR	GBP	JPY	CAD	AUD
USD	1.000	0.810	0.718	109.070	1.251	1.271
EUR	1.235	1.000	0.887	134.718	1.546	1.570
GBP	1.392	1.127	1.000	151.847	1.742	1.770
JPY	0.009	0.007	0.007	1.000	0.011	0.012
CAD	0.799	0.647	0.574	87.158	1.000	1.016
AUD	0.787	0.637	0.565	0.985	0.985	1.000

Major US Indices 1-Month Trailing



Econ Calendar

Monday, February 05, 2018			
Indicator	Period	Expectation	Result
ISM Services	Jan	56.7	59.9

Tuesday, February 06, 2018			
Indicator	Period	Expectation	Result
Trade Balance	Dec	52.3B	-\$53.1B
JOLTS - Job Openings	Dec	NA	5.811M

Wednesday, February 07, 2018			
Indicator	Period	Expectation	Result
MBA Mortgage App. Index	2/3	NA	0.7%
Crude Inventories	2/3	NA	
Consumer Credit	Dec	\$20.0B	

Thursday, February 08, 2018			
Indicator	Period	Expectation	Result
Initial Claims	2/3	234K	
Continuing Claims	1/27	NA	
Natural Gas Inventories	2/3	NA	

Friday, February 09, 2018			
Indicator	Period	Expectation	Result
Wholesale Inventories	Dec	0.20%	

Source: Briefing.com

### About Ipreo Analytics

Ipreo Capital Markets Services is an outsourced consultative service that serves as an extension of your team, focused on providing research, intelligence and data on the capital markets. If you have any questions, please contact Ipreo Capital Markets at [CapitalMarkets@ipreo.com](mailto:CapitalMarkets@ipreo.com) or 855-288-5995.

All deal data provided by Ipreo's Equity Deals Database, a comprehensive U.S. equities deals database providing quick and accurate deal information.

