

U.S. Equity Capital Markets

Daily Market Update



Monday, February 26, 2018

Data as of 8:00 AM

Ipreo Daily Market Update

Priced Deals

Week of February 26, 2018

Initial Public Offerings This Week (0)

Issue Date	Issuer	Ticker	Sector	Domicile	Exchange	Bookrunners	Fin. Spons.	Filed Terms		Pricing Statistics				Performance Statistics		
								Last File Range (\$)	Last Offer Amt. (\$M)	Amt. + Over. (\$M)	Offer Price (\$)	Shrs. Offered	% Primary	Shoe Exer.	Last File/ Offer (%)	Offer/ Curr. (%)

No IPOs have priced so far this week

Follow-On Offerings This Week (0)

Issue Date	Issuer	Ticker	Sector	Domicile	Exchange	Bookrunners	Accel. Deal	Shelf Take.	Filed Terms		Pricing Statistics				Performance Statistics		
									Last File Range (\$)	Last Offer Amt. (\$M)	Amt. + Over. (\$M)	Offer Price (\$)	Shrs. Offered	% Primary	Shoe Exer.	Last Sale/ Offer (%)	Offer/ Curr. (%)

No Follow-Ons have priced so far this week

Block Offerings This Week (0)

Issue Date	Issuer	Ticker	Sector	Domicile	Exchange	Bookrunners	Shelf Take.	Last Price (\$)	Pricing Statistics				Performance Stats	
									Amt. + Over. (\$M)	Offer Price (\$)	Shrs. Offered	% Primary	Shoe Exer.	Re-Off. (%)

No Blocks have priced this week

Equity-Related Offerings This Week (0)

Issue Date	Issuer	Ticker	Sector	Domicile	Exchange	Bookrunners	Talk		Pricing Statistics				
							Coupon (%)	Premium (%)	Amt. + Over. (\$M)	Offer Price (\$)	Coupon (%)	Premium (%)	Shoe Exer.

No Converts have priced this week

Ipreo Daily Market Update

The Pipeline



Week of February 26, 2018

Expected Deals This Week and Next (1)

Expected Date	Issuer	Ticker	Type	Sector	Domicile	Exchange	Bookrunners	Filed Terms			Timeline	
								Curr. Amt. Filed (\$M)	Curr. Shrs. Filed (M)	Curr. File Price/Range	Initial File Date	Last Amend. File Date
02/26/18	Union Acquisition Corp.	LTN.U	IPO	Financials	United States	NYSE	LADENBURG	100.0	10.0	10.00	1/26/18	-
Total:								100.0				

Amended Filings This Week (0)

Amended Date	Issuer	Ticker	Type	Sector	Domicile	Exchange	Bookrunners	Filed Terms			Timeline	
								Curr. Amt. Filed (\$M)	Curr. Shrs. Filed (M)	Curr. File Price/Range	Initial File Date	Expected Date
<i>No Amended Filings this week</i>												

Initial Filings This Week (0)

Filing Date	Issuer	Ticker	Type	Sector	Domicile	Exchange	Bookrunners	Filed Terms			Timeline
								Curr. Amt. Filed (\$M)	Curr. Shrs. Filed (M)	Curr. File Price/Range	Expected Date
<i>No Initial Filings this week</i>											

Shelf Filings This Week (0)

Filing Date	Issuer	Ticker	Type	Sector	Domicile	Exchange	Type	Filed Terms		
								Curr. Amt. Filed (\$M)	Curr. Shrs. Filed (M)	Curr. File Price/Range
<i>No Shelf Filings this week</i>										

Withdrawn or Postponed Deals This Week (0)

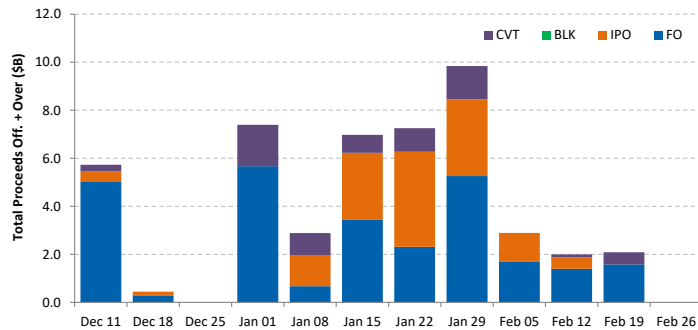
W/P Date	Issuer	Ticker	Type	Sector	Domicile	Exchange	Bookrunners	Filed Terms		
								Curr. Amt. Filed (\$M)	Curr. Shrs. Filed (M)	Reason
<i>No Withdrawn or Postponed deals this week</i>										

Ipreo Daily Market Update

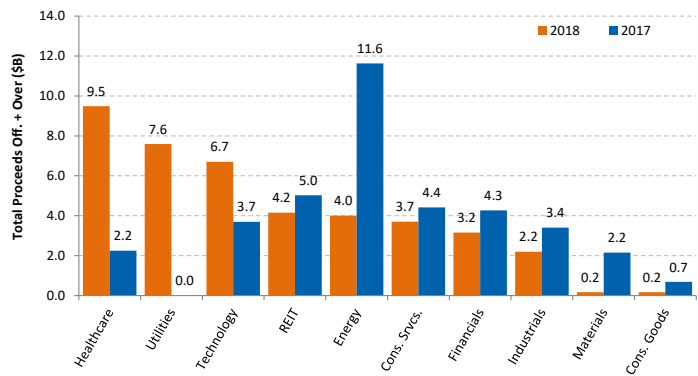
Market Summary

Week of February 26, 2018

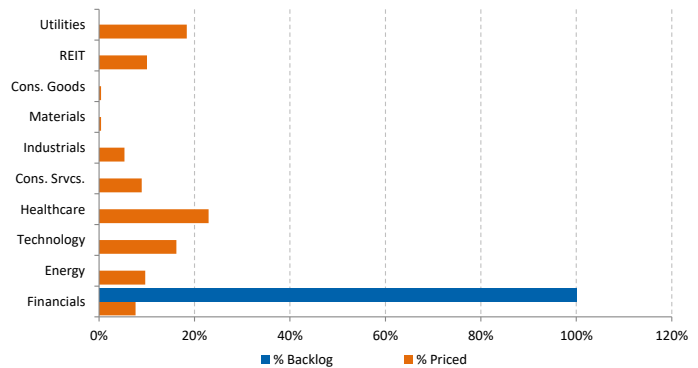
Trailing 12-Week US Proceeds by Deal Type



YoY Total US Issuance by Industry



YTD US Priced vs. Backlog



Market Summary

Major Indices	Last Close	1-Day (%)	1-Week (%)	1-Month (%)	1-Year (%)	YTD (%)
S&P 500	2,747.3	1.60	0.55	-3.23	16.22	2.76
Dow Jones	25,310.0	1.39	0.36	-3.44	21.62	2.39
NASDAQ	7,337.4	1.77	1.35	-1.65	25.74	6.29
Russell 2000	1,549.2	1.25	0.37	-3.82	11.08	0.89
FTSE 100	7,244.4	-0.11	-0.69	-6.30	-0.37	-5.77
DAX	12,483.8	0.18	0.26	-7.93	4.49	-3.36
Nikkei 225	21,892.8	0.72	0.79	-9.25	13.02	-3.83
Hang Seng	31,267.2	0.97	0.49	-5.05	29.66	4.51
Brazil Bovespa	87,293.2	0.70	3.28	8.20	29.40	14.26
Mexico IPC	48,643.4	-0.67	-0.49	-3.22	3.04	-1.44

S&P 500 Sector Indices

S&P 500 Sector Indices	Last Close	1-Day (%)	1-Week (%)	1-Month (%)	1-Year (%)	YTD (%)
Materials	383.6	1.42	1.25	-3.06	16.79	1.22
Financials	482.4	1.46	0.38	-2.51	18.14	3.98
Consumer Disc.	842.1	1.33	0.98	-1.77	22.31	7.23
Consumer Staples	558.8	1.03	-2.25	-7.01	-1.15	-4.87
Energy	505.6	2.20	1.01	-12.17	-2.99	-5.21
Healthcare	986.2	1.58	-0.10	-3.74	14.72	3.12
Industrials	651.6	0.80	0.34	-2.98	15.86	2.16
Information Tech.	1,189.6	2.17	1.90	-0.71	34.19	7.54
Telecom	155.2	0.80	-2.41	-4.80	-9.42	-6.52
Utilities	254.4	2.66	0.50	-0.84	-1.04	-4.85

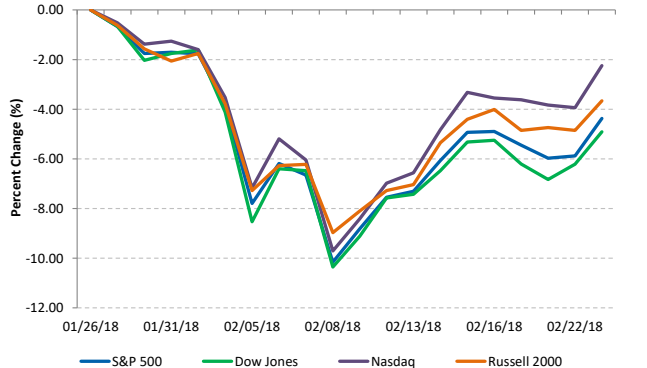
Commodities (NYMEX Front Month Contract)

Commodities	Last Close	1-Day (%)	1-Week (%)	1-Month (%)	1-Year (%)	YTD (%)
Gold	1,330.3	-0.18	-1.91	-0.48	6.30	1.60
Silver	16.5	-0.62	-1.36	-2.54	-9.01	-3.86
Copper	3.21	-0.89	-1.11	3.26	21.52	-2.67
Crude Oil	63.6	1.24	3.25	-1.43	16.71	5.18
Natural Gas	2.7	-0.71	3.87	-22.85	-3.35	-10.02
Cotton	0.81	2.35	5.42	-1.12	6.89	3.45
Corn	3.66	-0.14	-0.34	4.27	0.21	4.42
Sugar	0.13	-0.88	1.36	2.05	-33.13	-11.21
Wheat	4.64	2.88	1.42	10.14	2.37	8.72

Major Currencies

Major Currencies	USD	EUR	GBP	JPY	CAD	AUD
USD	1.000	0.810	0.711	106.595	1.263	1.270
EUR	1.234	1.000	0.878	131.586	1.559	1.568
GBP	1.406	1.139	1.000	149.857	1.775	1.786
JPY	0.009	0.008	0.007	1.000	0.012	0.012
CAD	0.792	0.642	0.563	84.417	1.000	1.006
AUD	0.787	0.638	0.560	0.994	0.994	1.000

Major US Indices 1-Month Trailing



Econ Calendar

Monday, February 26, 2018			
Indicator	Period	Expectation	Result
New Home Sales	Jan	645K	

Tuesday, February 27, 2018			
Indicator	Period	Expectation	Result
Durable Orders	Jan	-2.0%	
Durable Orders-ex transportation	Jan	0.5%	
International Trade in Goods	Jan	-\$72.2B	
S&P Case-Shiller Index	Dec	6.4%	
FHFA Housing Price Index	Dec	0.4%	
Consumer Confidence	Feb	126.5	

Wednesday, February 28, 2018			
Indicator	Period	Expectation	Result
MBA Mortgage Applications Index	2/24	NA	
Q4 GDP-Second Estimate	Q4	2.5%	
Q4 GDP Deflator-Second Estimate	Q4	2.4%	
Chicago PMI	Feb	64.5	
Pending Home Sales	Jan	0.4%	
Crude Inventories	2/24	NA	

Thursday, March 1, 2018			
Indicator	Period	Expectation	Result
Personal Income	Jan	0.3%	
Personal Spending	Jan	0.2%	
PCE Prices	Jan	0.4%	
PCE Prices-Core	Jan	0.3%	
Initial Claims	2/24	227K	
Continuing Claims	2/17	NA	
ISM Index	Feb	58.4	
Construction Spending	Jan	0.3%	

Friday, March 2, 2018			
Indicator	Period	Expectation	Result
Michigan Sentiment-Final	Feb	99.5	

Source: Briefing.com

About Ipreo Analytics

Ipreo Capital Markets Services is an outsourced consultative service that serves as an extension of your team, focused on providing research, intelligence and data on the capital markets. If you have any questions, please contact Ipreo Capital Markets at CapitalMarkets@ipreo.com or 855-288-5995.

All deal data provided by Ipreo's Equity Deals Database, a comprehensive U.S. equities deals database providing quick and accurate deal information.