

U.S. Equity Capital Markets

Daily Market Update



Monday, February 12, 2018

Data as of 8:00 AM

Ipreo Daily Market Update

Priced Deals

Week of February 12, 2018

Initial Public Offerings This Week (0)

Issue Date	Issuer	Ticker	Sector	Domicile	Exchange	Bookrunners	Fin. Spons.	Filed Terms		Pricing Statistics				Performance Statistics		
								Last File Range (\$)	Last Offer Amt. (\$M)	Amt. + Over. (\$M)	Offer Price (\$)	Shrs. Offered	% Primary	Shoe Exer.	Last File/ Offer (%)	Offer/ Curr. (%)

No IPOs have priced so far this week

Follow-On Offerings This Week (0)

Issue Date	Issuer	Ticker	Sector	Domicile	Exchange	Bookrunners	Accel. Deal	Shelf Take.	Filed Terms		Pricing Statistics				Performance Statistics		
									Last File Range (\$)	Last Offer Amt. (\$M)	Amt. + Over. (\$M)	Offer Price (\$)	Shrs. Offered	% Primary	Shoe Exer.	Last Sale/ Offer (%)	Offer/ Curr. (%)

No Follow-Ons have priced so far this week

Block Offerings This Week (0)

Issue Date	Issuer	Ticker	Sector	Domicile	Exchange	Bookrunners	Shelf Take.	Last Price (\$)	Pricing Statistics				Performance Stats	
									Amt. + Over. (\$M)	Offer Price (\$)	Shrs. Offered	% Primary	Shoe Exer.	Re-Off. (%)

No Blocks have priced this week

Equity-Related Offerings This Week (0)

Issue Date	Issuer	Ticker	Sector	Domicile	Exchange	Bookrunners	Talk		Pricing Statistics				
							Coupon (%)	Premium (%)	Amt. + Over. (\$M)	Offer Price (\$)	Coupon (%)	Premium (%)	Shoe Exer.

No Converts have priced this week

Ipreo Daily Market Update

The Pipeline

Week of February 12, 2018

Expected Deals This Week and Next (5)

Expected Date	Issuer	Ticker	Type	Sector	Domicile	Exchange	Bookrunners	Filed Terms			Timeline	
								Curr. Amt. Filed (\$M)	Curr. Shrs. Filed (M)	Curr. File Price/Range	Initial File Date	Last Amend. File Date
w/k of 02/12/18	Leo Holdings Corp.	LHC.U	IPO	Blank Check	United Kingdom	NYSE	CITI	200.0	20.0	10.00	1/18/18	2/9/18
w/k of 02/12/18	Motus GI Holdings, Inc.	MOTS	IPO	Healthcare	United States	NASDAQ	PIPER, OPPEN	25.5	4.3	5 - 7	1/5/18	1/31/18
02/12/18	Blink Charging Co.	BLNK	FO	Consumer Services	United States	NASDAQ	GUNNAR	26.5	4.6	-	11/4/16	1/9/18
02/13/18	Biofrontera AG	BFRA	FO	Healthcare	Germany	NASDAQ	BNCH, DAWJS, LAKESTCAP	-	-	11 - 13	1/12/18	1/31/18
02/15/18	DFB Healthcare Acquisitions Corp.	-	IPO	Blank Check	United States	NASDAQ	GS, DB	250.0	25.0	10.00	12/29/17	-
Total:								502.0				

Amended Filings This Week (1)

Amended Date	Issuer	Ticker	Type	Sector	Domicile	Exchange	Bookrunners	Filed Terms			Timeline	
								Curr. Amt. Filed (\$M)	Curr. Shrs. Filed (M)	Curr. File Price/Range	Initial File Date	Expected Date
2/12/18	Avinger, Inc.	AVGR	FO	Healthcare	United States	NASDAQ	LADENBURG	15.0	0.0 ↓	-	1/12/18	To be ann.
Total:								15.0				

Initial Filings This Week (1)

Filing Date	Issuer	Ticker	Type	Sector	Domicile	Exchange	Bookrunners	Filed Terms			Timeline
								Curr. Amt. Filed (\$M)	Curr. Shrs. Filed (M)	Curr. File Price/Range	Expected Date
2/12/18	Daseke, Inc.	DSKE	FO	Blank Check	United States	NASDAQ	COWEN, STFL	97.4	7.5	12.98	To be ann.
Total:								97.4			

Shelf Filings This Week (0)

Filing Date	Issuer	Ticker	Type	Sector	Domicile	Exchange	Type	Filed Terms		
								Curr. Amt. Filed (\$M)	Curr. Shrs. Filed (M)	Curr. File Price/Range
No Shelf Filings this week										

Withdrawn or Postponed Deals This Week (0)

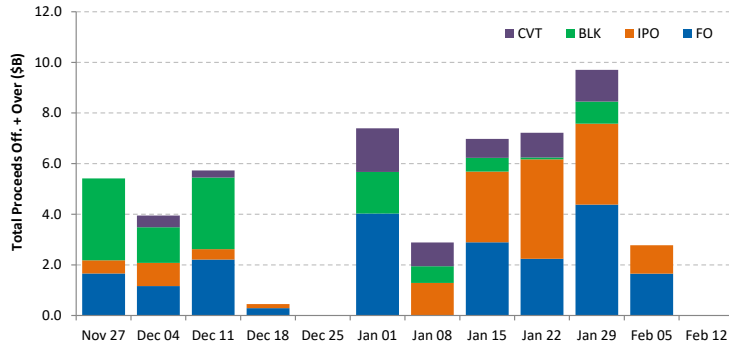
W/P Date	Issuer	Ticker	Type	Sector	Domicile	Exchange	Bookrunners	Filed Terms		
								Curr. Amt. Filed (\$M)	Curr. Shrs. Filed (M)	Reason
No Withdrawn or Postponed deals this week										

Ipreo Daily Market Update

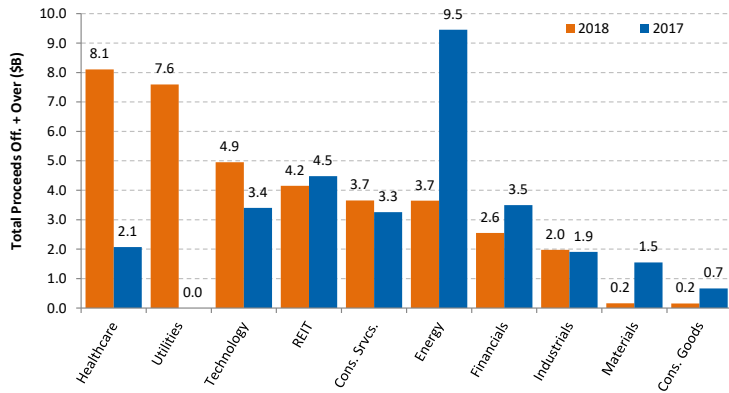
Market Summary

Week of February 12, 2018

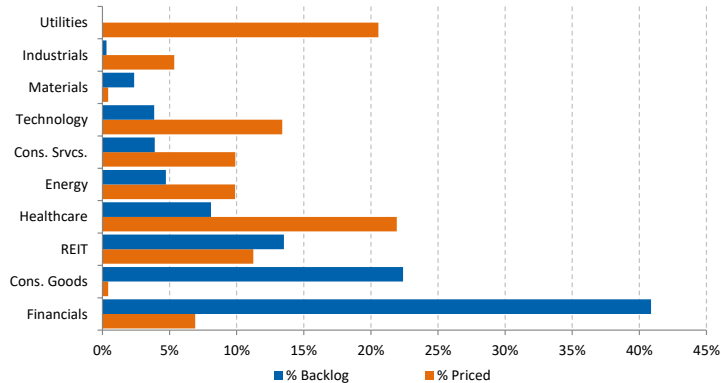
Trailing 12-Week US Proceeds by Deal Type



YoY Total US Issuance by Industry



YTD US Priced vs. Backlog



Market Summary

Major Indices	Last Close	1-Day (%)	1-Week (%)	1-Month (%)	1-Year (%)	YTD (%)
S&P 500	2,619.6	1.49	-5.16	-4.79	13.51	-2.02
Dow Jones	24,190.9	1.38	-5.21	-4.71	19.92	-2.14
NASDAQ	6,874.5	1.44	-5.06	-4.04	20.28	-0.42
Russell 2000	1,477.8	0.96	-4.49	-5.27	7.20	-3.76
FTSE 100	7,092.4	-1.09	-4.72	-8.26	-1.90	-7.74
DAX	12,107.5	-1.25	-5.30	-9.55	3.99	-6.27
Nikkei 225	21,382.6	-2.32	-8.13	-10.35	13.09	-6.07
Hang Seng	29,507.4	-3.10	-9.49	-4.85	25.43	-1.38
Brazil Bovespa	80,898.7	-0.78	-3.74	2.58	24.53	5.89
Mexico IPC	47,799.1	-0.13	-5.15	-3.83	1.20	-3.15

S&P 500 Sector Indices

S&P 500 Sector Indices	Last Close	1-Day (%)	1-Week (%)	1-Month (%)	1-Year (%)	YTD (%)
Materials	366.0	1.71	-3.41	-7.04	12.83	-3.41
Financials	459.0	1.92	-5.80	-3.32	16.73	-1.08
Consumer Disc.	802.5	0.70	-4.59	-1.24	18.31	2.19
Consumer Staples	552.7	0.20	-5.10	-6.00	0.50	-5.90
Energy	491.0	-0.35	-8.46	-11.66	-7.43	-7.94
Healthcare	949.1	1.46	-5.63	-4.55	14.55	-0.76
Industrials	620.9	1.09	-5.43	-6.21	12.47	-2.66
Information Tech.	1,103.1	2.53	-4.43	-4.41	27.68	-0.28
Telecom	155.3	1.42	-5.73	-3.60	-7.45	-6.48
Utilities	246.1	2.19	-2.77	-5.52	-0.92	-7.94

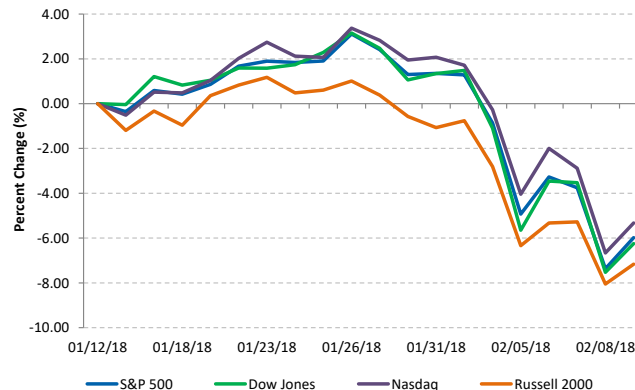
Commodities (NYMEX Front Month Contract)

Commodities	Last Close	1-Day (%)	1-Week (%)	1-Month (%)	1-Year (%)	YTD (%)
Gold	1,315.7	-0.25	-1.62	0.15	6.38	0.49
Silver	16.1	-1.24	-3.41	-5.12	-9.03	-5.87
Copper	3.03	-1.57	-4.83	-5.67	14.32	-8.09
Crude Oil	59.2	-3.19	-9.55	-5.97	11.70	-2.02
Natural Gas	2.6	-4.19	-9.21	-11.60	-17.73	-12.50
Cotton	0.77	0.08	-0.80	-2.13	1.46	-2.48
Corn	3.62	-1.03	0.14	3.72	-2.03	3.21
Sugar	0.14	0.66	0.29	-7.20	-33.80	-9.83
Wheat	4.49	-1.59	0.50	3.88	1.24	5.15

Major Currencies

Major Currencies	USD	EUR	GBP	JPY	CAD	AUD
USD	1.000	0.815	0.722	108.725	1.257	1.279
EUR	1.226	1.000	0.886	133.330	1.541	1.568
GBP	1.385	1.129	1.000	150.530	1.740	1.770
JPY	0.009	0.008	0.007	1.000	0.012	0.012
CAD	0.796	0.649	0.575	86.514	1.000	1.017
AUD	0.782	0.638	0.565	0.983	0.983	1.000

Major US Indices 1-Month Trailing



Econ Calendar

Monday, February 12, 2018			
Indicator	Period	Expectation	Result
Treasury Budget	Jan	\$51.0B	
Tuesday, February 13, 2018			
Indicator	Period	Expectation	Result
NFIB Sm. Bus. Optimism	Jan	NA	
Wednesday, February 14, 2018			
Indicator	Period	Expectation	Result
MBA Mortgage Apps.	2/10	NA	
CPI	Jan	0.40%	
Core CPI	Jan	0.20%	
Retail Sales	Jan	0.20%	
Retail Sales ex-Auto	Jan	0.40%	
Business Inventories	Dec	0.30%	
Crude Inventories	2/10	NA	
Thursday, February 15, 2018			
Indicator	Period	Expectation	Result
Initial Claims	2/10	227K	
Continuing Claims	2/3	NA	
PPI	Jan	0.40%	
Core PPI	Jan	0.20%	
Empire Manufacturing	Feb	19	
Philadelphia Fed	Feb	22	
Industrial Production	Jan	0.20%	
Capacity Utilization	Jan	78.00%	
Friday, February 16, 2018			
Indicator	Period	Expectation	Result
Housing Starts	Jan	1240K	
Building Permits	Jan	1300K	
Import Prices ex-oil	Jan	NA	
Export Prices ex-ag	Jan	NA	
Michigan Cons. Sentiment	Feb	95.5	

Source: Briefing.com

About Ipreo Analytics

Ipreo Capital Markets Services is an outsourced consultative service that serves as an extension of your team, focused on providing research, intelligence and data on the capital markets. If you have any questions, please contact Ipreo Capital Markets at CapitalMarkets@ipreo.com or 855-288-5995.

All deal data provided by Ipreo's Equity Deals Database, a comprehensive U.S. equities deals database providing quick and accurate deal information.

