

U.S. Equity Capital Markets

Daily Market Update



Monday, December 18, 2017

Data as of 8:00 AM

Ipreo Daily Market Update

Priced Deals

Week of December 18, 2017

Initial Public Offerings This Week (0)

Issue Date	Issuer	Ticker	Sector	Domicile	Exchange	Bookrunners	Fin. Spons.	Filed Terms		Pricing Statistics				Performance Statistics		
								Last File Range (\$)	Last Offer Amt. (\$M)	Amt. + Over. (\$M)	Offer Price (\$)	Shrs. Offered	% Primary	Shoe Exer.	Last File/ Offer (%)	Offer/ Curr. (%)

No IPOs have priced so far this week

Follow-On Offerings This Week (0)

Issue Date	Issuer	Ticker	Sector	Domicile	Exchange	Bookrunners	Accel. Deal	Shelf Take.	Filed Terms		Pricing Statistics				Performance Statistics		
									Last File Range (\$)	Last Offer Amt. (\$M)	Amt. + Over. (\$M)	Offer Price (\$)	Shrs. Offered	% Primary	Shoe Exer.	Last Sale/ Offer (%)	Offer/ Curr. (%)

No Follow-Ons have priced so far this week

Block Offerings This Week (0)

Issue Date	Issuer	Ticker	Sector	Domicile	Exchange	Bookrunners	Shelf Take.	Last Price (\$)	Pricing Statistics				Performance Stats	
									Amt. + Over. (\$M)	Offer Price (\$)	Shrs. Offered	% Primary	Shoe Exer.	Re-Off. (%)

No Blocks have priced this week

Equity-Related Offerings This Week (0)

Issue Date	Issuer	Ticker	Sector	Domicile	Exchange	Bookrunners	Talk		Pricing Statistics				
							Coupon (%)	Premium (%)	Amt. + Over. (\$M)	Offer Price (\$)	Coupon (%)	Premium (%)	Shoe Exer.

No Converts have priced this week

Ipreo Daily Market Update

The Pipeline

Week of December 18, 2017

Expected Deals This Week and Next (7)

Expected Date	Issuer	Ticker	Type	Sector	Domicile	Exchange	Bookrunners	Filed Terms			Timeline	
								Curr. Amt. Filed (\$M)	Curr. Shrs. Filed (M)	Curr. File Price/Range	Initial File Date	Last Amend. File Date
12/18/17	Hancock Jaffe Laboratories, Inc.	HJLI	IPO	Healthcare	United States	NASDAQ	WALBETHCAP, NETWORK, WESTPARK, VIEWTRS	13.1	1.9	6 - 8	9/7/17	12/5/17
12/18/17	Akers Biosciences, Inc.	AKER	FO	Healthcare	United States	NASDAQ	GUNNAR	4.4	7.7	0.57	11/24/17	12/13/17
12/18/17	Akers Biosciences, Inc.	AKER	FO	Healthcare	United States	NASDAQ	GUNNAR	-	0.0	-	12/13/17	-
12/19/17	Advantage Insurance Inc.	AVI	IPO	Financials	United States	NYSE	RAYMND, JMPSEC, BRILEY	100.0	10.0	9 - 11	11/16/17	12/1/17
12/19/17	Adial Pharmaceuticals, Inc.	ADIL	IPO	Healthcare	United States	NASDAQ	GUNNAR	14.0	1.4	9 - 11	9/6/17	11/22/17
12/19/17	Acasti Pharma Inc.	ACST	FO	Healthcare	Canada	NASDAQ	BNCH, DAWJS	10.1	6.8	1.49	9/29/17	12/14/17
12/20/17	LexinFintech Holdings Ltd.	LX	IPO	Financials	China	NASDAQ	GS, BAML, DB, CHINAREN	120.0	12.0	9 - 11	11/13/17	12/13/17
Total:								261.6				

Amended Filings This Week (0)

Amended Date	Issuer	Ticker	Type	Sector	Domicile	Exchange	Bookrunners	Filed Terms			Timeline	
								Curr. Amt. Filed (\$M)	Curr. Shrs. Filed (M)	Curr. File Price/Range	Initial File Date	Expected Date
No Amended Filings this week												

Initial Filings This Week (2)

Filing Date	Issuer	Ticker	Type	Sector	Domicile	Exchange	Bookrunners	Filed Terms			Timeline	
								Curr. Amt. Filed (\$M)	Curr. Shrs. Filed (M)	Curr. File Price/Range	Expected Date	
12/18/17	Madrigal Pharmaceuticals, Inc.	MDGL	FO	Healthcare	United States	NASDAQ	GS	100.0	-	82.47	To be ann.	
12/18/17	One Stop Systems, Inc.	OSS	IPO	Technology	United States	NASDAQ	ROTH	23.0	-	-	To be ann.	
Total:								123.0				

Shelf Filings This Week (0)

Filing Date	Issuer	Ticker	Type	Sector	Domicile	Exchange	Type	Filed Terms		
								Curr. Amt. Filed (\$M)	Curr. Shrs. Filed (M)	Curr. File Price/Range
No Shelf Filings this week										

Withdrawn or Postponed Deals This Week (0)

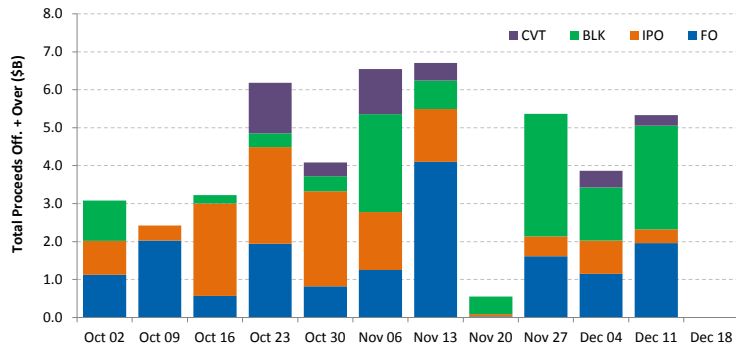
W/P Date	Issuer	Ticker	Type	Sector	Domicile	Exchange	Bookrunners	Filed Terms		
								Curr. Amt. Filed (\$M)	Curr. Shrs. Filed (M)	Reason
No Withdrawn or Postponed deals this week										

Ipreo Daily Market Update

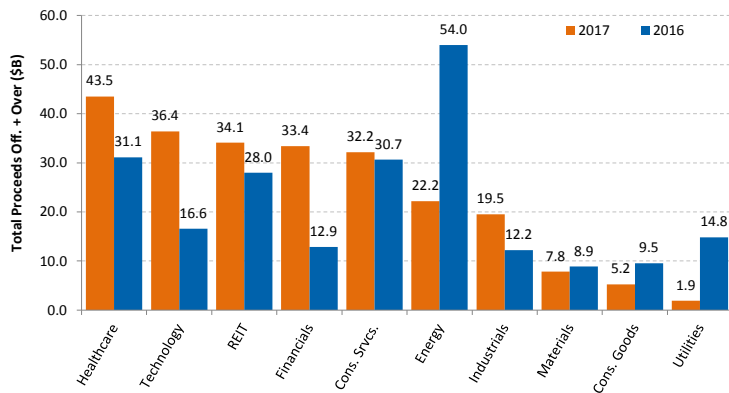
Market Summary

Week of December 18, 2017

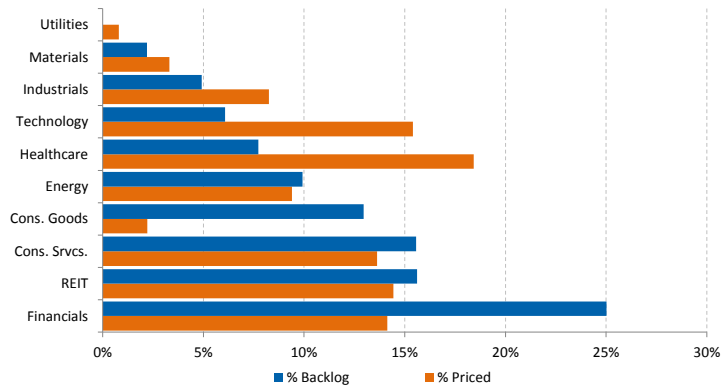
Trailing 12-Week US Proceeds by Deal Type



YoY Total US Issuance by Industry



YTD US Priced vs. Backlog



Market Summary

Major Indices	Last Close	1-Day (%)	1-Week (%)	1-Month (%)	1-Year (%)	YTD (%)
S&P 500	2,675.8	0.90	0.92	4.34	18.29	19.52
Dow Jones	24,651.7	0.58	1.33	5.93	24.18	24.74
NASDAQ	6,936.6	1.17	1.41	3.44	27.12	28.86
Russell 2000	1,530.4	1.56	0.57	4.53	12.00	12.77
FTSE 100	7,490.6	0.57	1.31	1.60	7.02	4.87
DAX	13,103.6	0.27	-0.38	0.98	15.28	14.13
Nikkei 225	22,553.2	-0.62	-1.13	2.38	17.01	17.99
Hang Seng	28,848.1	-1.09	0.73	-0.01	30.77	31.12
Brazil Bovespa	72,607.7	0.25	-0.17	2.51	24.34	20.56
Mexico IPC	48,081.6	-0.29	1.07	0.82	4.82	5.34

S&P 500 Sector Indices

S&P 500 Sector Indices	Last Close	1-Day (%)	1-Week (%)	1-Month (%)	1-Year (%)	YTD (%)
Materials	370.5	0.53	-0.19	3.02	16.35	18.68
Financials	462.8	1.04	-0.13	6.74	18.02	19.74
Consumer Disc.	780.8	0.54	1.14	6.26	17.97	20.52
Consumer Staples	588.3	1.12	1.25	5.52	10.31	10.63
Energy	509.2	-0.03	-0.10	2.44	-9.07	-8.16
Healthcare	969.7	1.17	1.23	3.92	20.55	21.68
Industrials	629.9	0.71	0.33	6.31	16.13	17.06
Information Tech.	1,120.4	1.24	1.76	2.20	36.34	38.68
Telecom	164.4	1.07	4.01	15.99	-4.58	-6.90
Utilities	279.7	0.37	-0.65	-1.88	15.02	13.33

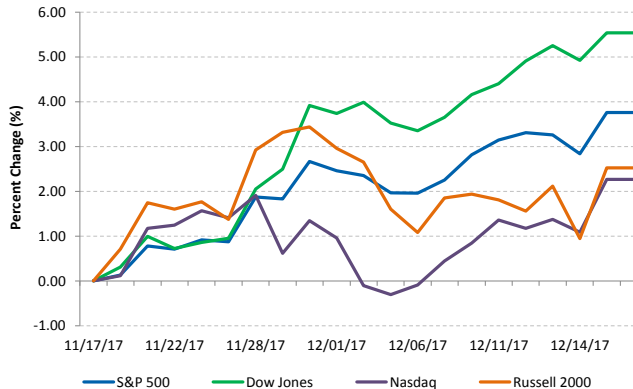
Commodities (NYMEX Front Month Contract)

Commodities	Last Close	1-Day (%)	1-Week (%)	1-Month (%)	1-Year (%)	YTD (%)
Gold	1,257.5	0.03	0.73	-1.58	11.30	9.19
Silver	16.1	0.81	1.52	-5.35	0.66	0.46
Copper	3.13	2.02	5.24	2.62	20.53	25.10
Crude Oil	57.3	0.46	-0.10	3.56	12.57	6.66
Natural Gas	2.6	-2.68	-5.77	-15.19	-23.94	-29.10
Cotton	0.76	0.78	2.98	10.28	5.93	7.46
Corn	3.48	-0.29	-1.49	2.73	-2.52	-1.28
Sugar	0.14	-0.80	-2.78	-9.48	-26.40	-29.98
Wheat	4.18	0.00	-0.18	-0.42	2.20	2.51

Major Currencies

Major Currencies	USD	EUR	GBP	JPY	CAD	AUD
USD	1.000	0.848	0.749	112.645	1.287	1.306
EUR	1.179	1.000	0.883	132.799	1.517	1.539
GBP	1.335	1.132	1.000	150.375	1.718	1.743
JPY	0.009	0.008	0.007	1.000	0.011	0.012
CAD	0.777	0.659	0.582	87.519	1.000	1.014
AUD	0.766	0.650	0.574	0.986	0.986	1.000

Major US Indices 1-Month Trailing



Econ Calendar

Monday, December 18, 2017			
Indicator	Period	Expectation	Result
NAHB Housing Market Index	Dec	70	

Tuesday, December 19, 2017			
Indicator	Period	Expectation	Result
Housing Starts	Nov	1259K	
Building Permits	Nov	1280K	
Current Account Balance	Q3	\$117.4B	

Wednesday, December 20, 2017			
Indicator	Period	Expectation	Result
MBA Mortgage App. Index	12/16	NA	
Existing Home Sales	Nov	5.56M	
Crude Inventories	12/16	NA	

Thursday, December 21, 2017			
Indicator	Period	Expectation	Result
GDP-Third Estimate	Q3	3.3%	
GDP Deflator - Third Estimate	Q3	2.1%	
Philadelphia Fed	Dec	21.0	
Initial Claims	12/16	236K	
Continuing Claims	12/9	NA	
FHFA Housing Price Index	Oct	0.4%	
Leading Indicators		0.4%	
Natural Gas Inventories		NA	

Friday, December 22, 2017			
Indicator	Period	Expectation	Result
Personal Income	Nov	0.4%	
Personal Spending	Nov	0.4%	
PCE Prices	Nov	0.3%	
PCE Prices - Core	Nov	0.1%	
Durable Orders	Nov	2.1%	
Durable Goods - ex. Transp.	Nov	0.4%	
New Home Sales	Nov	652K	
Michigant Sent. - Final	Dec	97.3	

Source: Briefing.com

About Ipreo Analytics

Ipreo Capital Markets Services is an outsourced consultative service that serves as an extension of your team, focused on providing research, intelligence and data on the capital markets. If you have any questions, please contact Ipreo Capital Markets at CapitalMarkets@ipreo.com or 855-288-5995.

All deal data provided by Ipreo's Equity Deals Database, a comprehensive U.S. equities deals database providing quick and accurate deal information.

