

# U.S. Equity Capital Markets

## Daily Market Update



Tuesday, November 28, 2017

Data as of 8:00 AM

# Ipreo Daily Market Update

## Priced Deals

Week of November 27, 2017

### Initial Public Offerings This Week (0)

Issue Date	Issuer	Ticker	Sector	Domicile	Exchange	Bookrunners	Fin. Spons.	Filed Terms		Pricing Statistics				Performance Statistics		
								Last File Range (\$)	Last Offer Amt. (\$M)	Amt. + Over. (\$M)	Offer Price (\$)	Shrs. Offered	% Primary	Shoe Exer.	Last File/ Offer (%)	Offer/ Curr. (%)

No IPOs have priced so far this week

### Follow-On Offerings This Week (0)

Issue Date	Issuer	Ticker	Sector	Domicile	Exchange	Bookrunners	Accel. Deal	Shelf Take.	Filed Terms		Pricing Statistics				Performance Statistics		
									Last File Range (\$)	Last Offer Amt. (\$M)	Amt. + Over. (\$M)	Offer Price (\$)	Shrs. Offered	% Primary	Shoe Exer.	Last Sale/ Offer (%)	Offer/ Curr. (%)

No Follow-Ons have priced so far this week

### Block Offerings This Week (0)

Issue Date	Issuer	Ticker	Sector	Domicile	Exchange	Bookrunners	Shelf Take.	Last Price (\$)	Pricing Statistics				Performance Stats	
									Amt. + Over. (\$M)	Offer Price (\$)	Shrs. Offered	% Primary	Shoe Exer.	Re-Off. (%)

No Blocks have priced this week

### Equity-Related Offerings This Week (0)

Issue Date	Issuer	Ticker	Sector	Domicile	Exchange	Bookrunners	Talk		Pricing Statistics				
							Coupon (%)	Premium (%)	Amt. + Over. (\$M)	Offer Price (\$)	Coupon (%)	Premium (%)	Shoe Exer.

No Converts have priced this week

# Ipreo Daily Market Update

## The Pipeline

Week of November 27, 2017

### Expected Deals This Week and Next (10)

Expected Date	Issuer	Ticker	Type	Sector	Domicile	Exchange	Bookrunners	Filed Terms			Timeline	
								Curr. Amt. Filed (\$M)	Curr. Shrs. Filed (M)	Curr. File Price/Range	Initial File Date	Last Amend. File Date
w/k of 12/04/17	<b>Luther Burbank Corporation</b>	LBC	IPO	Financials	United States	NASDAQ	STFL, SANDLER	130.5	11.4	10.50 - 12.50	11/9/17	11/27/17
11/28/17	<b>Catalyst Pharmaceuticals, Inc.</b>	CPRX	FO	Healthcare	United States	NASDAQ	PIPER, SUNTCAP	39.7	11.0	3.61	11/27/17	-
11/28/17	<b>Aratana Therapeutics, Inc.</b>	PETX	FO	Healthcare	United States	NASDAQ	BRCLY, CS	35.0	-	7.23	11/27/17	-
11/29/17	<b>Venator Materials PLC</b>	VNTR	FO	Basic Materials	United Kingdom	NYSE	BAML, CITI, GS, JPM	416.9	18.0	23.16	11/27/17	-
11/29/17	<b>Gray Television, Inc.</b>	GTN	FO	Consumer Services	United States	NYSE	WFC	243.0	15.0	16.20	11/27/17	-
11/29/17	<b>SMART Global Holdings, Inc.</b>	SGH	FO	Technology	United States	NASDAQ	BRCLY, DB, JEFFER, STFL	119.6	3.3	36.69	11/27/17	-
11/30/17	<b>Medpace Holdings, Inc.</b>	MEDP	FO	Healthcare	United States	NASDAQ	JEFFER, CS	144.6	4.0	36.14	11/27/17	-
12/06/17	<b>Odonate Therapeutics, Inc.</b>	ODT	IPO	Healthcare	United States	NASDAQ	GS, JEFFER, COWEN	149.9	5.9	24 - 27	11/13/17	11/27/17
12/06/17	<b>Quanterix Corp.</b>	QTRX	IPO	Healthcare	United States	NASDAQ	JPM, LEERINK, COWEN	50.1	3.3	14 - 16	11/9/17	11/27/17
12/07/17	<b>Denali Therapeutics Inc.</b>	DNLI	IPO	Healthcare	United States	NASDAQ	GS, MS, JPM, EVERCORE	150.0	8.3	17 - 19	11/13/17	11/27/17
<b>Total:</b>								<b>1,479.4</b>				

\* Bold text indicates a deal was initially filed or amended this week

### Amended Filings This Week (2)

Amended Date	Issuer	Ticker	Type	Sector	Domicile	Exchange	Bookrunners	Filed Terms			Timeline	
								Curr. Amt. Filed (\$M)	Curr. Shrs. Filed (M)	Curr. File Price/Range	Initial File Date	Expected Date
11/27/17	ClearSign Combustion Corp.	CLIR	FO	Industrials	United States	NASDAQ	LADENBURG	11.5	3.4	-	11/9/17	To be ann.
11/28/17	CURO Group Holdings Corp.	CURO	IPO	Financials	United States	NYSE	CS, JEFFER, STEPHENS	100.0	6.7	14 - 16	10/23/17	To be ann.
<b>Total:</b>								<b>111.5</b>				

### Initial Filings This Week (2)

Filing Date	Issuer	Ticker	Type	Sector	Domicile	Exchange	Bookrunners	Filed Terms			Timeline	
								Curr. Amt. Filed (\$M)	Curr. Shrs. Filed (M)	Curr. File Price/Range	Expected Date	
11/27/17	IQVIA Holdings, Inc.	IQV	FO	Healthcare	United States	NYSE	MS	1,025.5	10.0	102.55	To be ann.	
11/27/17	Ardmore Shipping Corp.	ASC	FO	Industrials	Bermuda	NYSE	MS	49.1	5.6	8.80	To be ann.	
<b>Total:</b>								<b>1,074.6</b>				

### Shelf Filings This Week (0)

Filing Date	Issuer	Ticker	Type	Sector	Domicile	Exchange	Type	Curr. Amt. Filed (\$M)	Curr. Shrs. Filed (M)	Curr. File Price/Range
No Shelf Filings this week										

### Withdrawn or Postponed Deals This Week (0)

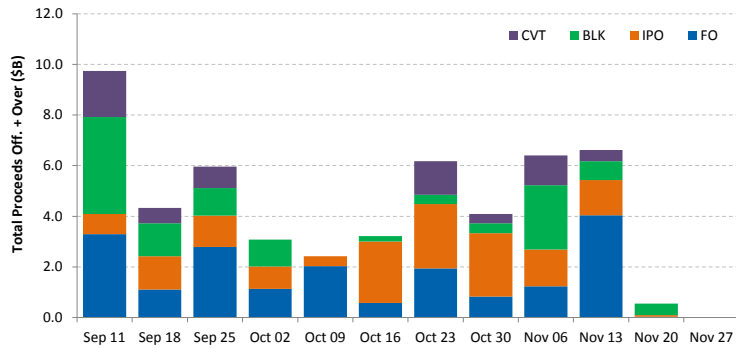
W/P Date	Issuer	Ticker	Type	Sector	Domicile	Exchange	Bookrunners	Filed Terms		
								Curr. Amt. Filed (\$M)	Curr. Shrs. Filed (M)	Reason
No Withdrawn or Postponed deals this week										

# Ipreo Daily Market Update

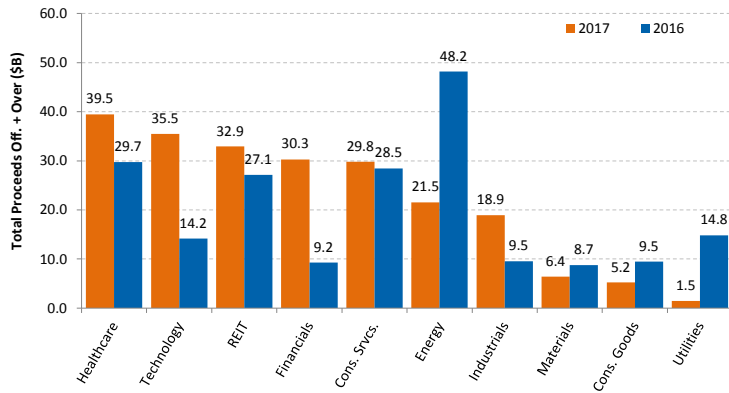
## Market Summary

Week of November 27, 2017

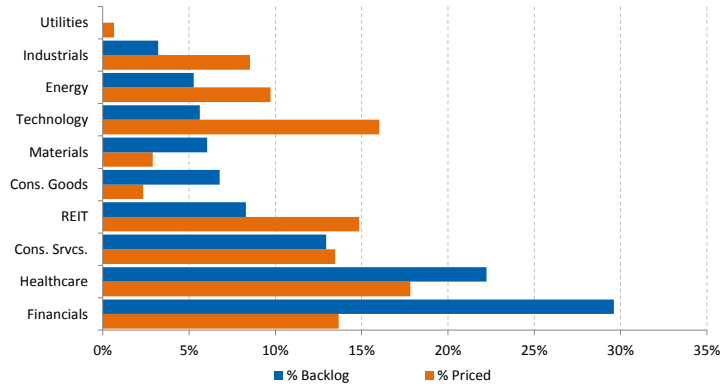
Trailing 12-Week US Proceeds by Deal Type



YoY Total US Issuance by Industry



YTD US Priced vs. Backlog



Market Summary

Major Indices	Last Close	1-Day (%)	1-Week (%)	1-Month (%)	1-Year (%)	YTD (%)
S&P 500	2,601.4	-0.04	0.75	0.79	17.53	16.20
Dow Jones	23,580.8	0.10	0.64	0.63	23.12	19.32
NASDAQ	6,878.5	-0.15	1.29	2.65	27.41	27.78
Russell 2000	1,513.3	-0.39	0.66	0.33	12.33	11.51
FTSE 100	7,383.9	-0.35	-0.08	-1.61	7.94	3.37
DAX	13,000.2	-0.46	-0.45	-1.64	21.51	13.23
Nikkei 225	22,496.0	-0.24	1.05	2.22	22.39	17.69
Hang Seng	29,686.2	-0.60	1.46	4.39	30.64	34.93
Brazil Bovespa	74,058.9	-0.13	0.85	-2.52	20.31	22.97
Mexico IPC	47,275.3	-1.39	-1.22	-3.93	4.23	3.58

S&P 500 Sector Indices

S&P 500 Sector Indices	Last Close	1-Day (%)	1-Week (%)	1-Month (%)	1-Year (%)	YTD (%)
Materials	365.6	-0.60	0.09	-1.32	17.74	17.12
Financials	434.0	-0.04	-0.34	-2.36	16.69	12.29
Consumer Disc.	752.9	0.08	1.00	2.41	14.33	16.22
Consumer Staples	564.4	0.05	0.16	3.19	7.62	6.14
Energy	494.8	-1.03	-0.10	-0.93	-7.11	-10.77
Healthcare	944.9	0.02	1.07	-0.54	17.91	18.57
Industrials	602.9	0.18	0.97	-1.54	11.59	12.04
Information Tech.	1,122.8	-0.01	1.47	3.24	39.55	38.97
Telecom	148.3	0.39	1.22	-1.02	-10.69	-16.00
Utilities	283.3	0.46	0.83	1.48	18.95	14.77

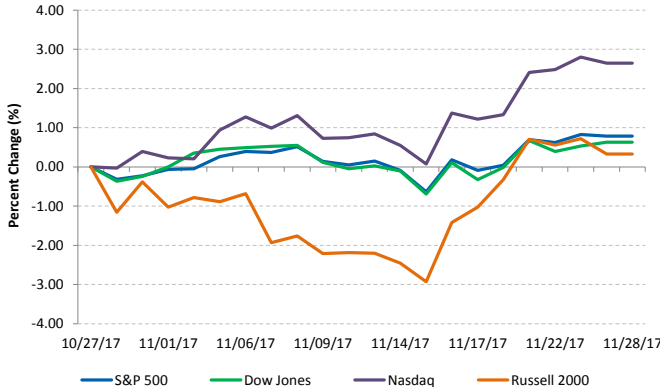
Commodities (NYMEX Front Month Contract)

Commodities	USD	EUR	GBP	JPY	CAD	AUD
Gold	1,287.3	0.55	1.50	1.78	9.84	12.39
Silver	17.0	0.16	1.06	1.60	3.34	6.45
Copper	3.17	-1.09	1.34	1.00	17.49	25.10
Crude Oil	59.0	-1.42	3.00	7.81	26.16	8.17
Natural Gas	2.9	3.46	-0.98	1.79	-5.78	-18.11
Cotton	0.72	-0.71	0.80	4.72	0.24	1.09
Corn	3.42	-1.02	-1.81	-2.87	-3.01	-3.76
Sugar	0.15	-0.39	2.74	5.19	-22.43	-21.12
Wheat	4.35	-1.50	1.48	0.23	8.21	4.96

Major Currencies

Major Currencies	USD	EUR	GBP	JPY	CAD	AUD
USD	1.000	0.841	0.752	111.245	1.279	1.316
EUR	1.189	1.000	0.894	132.295	1.521	1.566
GBP	1.330	1.119	1.000	148.012	1.702	1.752
JPY	0.009	0.008	0.007	1.000	0.011	0.012
CAD	0.782	0.657	0.588	86.961	1.000	1.029
AUD	0.760	0.639	0.571	0.972	0.972	1.000

Major US Indices 1-Month Trailing



Econ Calendar

Monday, November 27, 2017			
Indicator	Period	Expectation	Result
New Home Sales	Oct	640K	685K

Tuesday, November 28, 2017			
Indicator	Period	Expectation	Result
Adv. Intern. Trade in Goods	Oct	-\$65.0B	
Adv. Wholesale Inventories	Oct	NA	
FHFA Housing Price Index	Sep	0.5%	
S&P Case-Shiller Home Price	Sep	6.0%	
Consumer Confidence	Nov	124.5	

Wednesday, November 29, 2017			
Indicator	Period	Expectation	Result
MBA Mortgage App. Index	11/25	NA	
GDP - Second Estimate	Q3	3.2%	
GDP Deflator - Second Est.	Q3	2.2%	
Pending Home Sales	Oct	0.5%	
Crude Inventories	11/25	NA	
Fed's Beige Book	Nov	NA	

Thursday, November 30, 2017			
Indicator	Period	Expectation	Result
Personal Income	Oct	0.3%	
Personal Spending	Oct	0.4%	
PCE Prices	Oct	0.1%	
PCE Prices - Core	Oct	0.2%	
Initial Claims	11/25	234K	
Continuing Claims	11/18	NA	
Chicago PMI	Nov	62.0	
Natural Gas Inventories	11/25	NA	

Friday, December 01, 2017			
Indicator	Period	Expectation	Result
ISM Index	Nov	57.9	
Construction Spending	Oct	0.6%	
Auto Sales	Nov	NA	
Truck Sales	Nov	NA	

Source: Briefing.com

### About Ipreo Analytics

Ipreo Capital Markets Services is an outsourced consultative service that serves as an extension of your team, focused on providing research, intelligence and data on the capital markets. If you have any questions, please contact Ipreo Capital Markets at [CapitalMarkets@ipreo.com](mailto:CapitalMarkets@ipreo.com) or 855-288-5995.

All deal data provided by Ipreo's Equity Deals Database, a comprehensive U.S. equities deals database providing quick and accurate deal information.

