

U.S. Equity Capital Markets

Daily Market Update



Friday, November 24, 2017

Data as of 8:00 AM

Ipreo Daily Market Update

Priced Deals

Week of November 20, 2017

Initial Public Offerings This Week (1)

Issue Date	Issuer	Ticker	Sector	Domicile	Exchange	Bookrunners	Fin. Spons.	Filed Terms		Pricing Statistics				Performance Statistics		
								Last File Range (\$)	Last Offer Amt. (\$M)	Amt. + Over. (\$M)	Offer Price (\$)	Shrs. Offered	% Primary	Shoe Exer.	Last File/ Offer (%)	Offer/ Curr. (%)
11/20/17	Big Rock Partners Acquisition Corp.	BRPAU	Blank Check	United States	NASDAQ	EARLYBD		10.00	50.0	60.0	10.00	6.0	100.0	0.00	0.25	Within
Total:										60.0	Average:			0.00	0.25	

Follow-On Offerings This Week (3)

Issue Date	Issuer	Ticker	Sector	Domicile	Exchange	Bookrunners	Accel. Deal	Shelf Take.	Filed Terms		Pricing Statistics				Performance Statistics		
									Last File Range (\$)	Last Offer Amt. (\$M)	Amt. + Over. (\$M)	Offer Price (\$)	Shrs. Offered	% Primary	Shoe Exer.	Last Sale/ Offer (%)	Offer/ Curr. (%)
11/21/17	CHF Solutions, Inc.	CHFS	Healthcare	United States	NASDAQ	LADENBURG			-	-	18.0	1000.00	0.0	100.0	0.00	-	-
11/20/17	BioPharmX Corporation	BPMX	Healthcare	United States		OPPEN			0.29	15.3	6.8	0.15	45.3	100.0	0.00	-	-48.28
11/20/17	SenesTech, Inc.	SNES	Healthcare	United States	NASDAQ	ROTH			-	-	6.2	1.00	5.4	100.0	0.00	-	-
Total:										31.0	Average:			0.00	-		

Block Offerings This Week (2)

Issue Date	Issuer	Ticker	Sector	Domicile	Exchange	Bookrunners	Shelf Take.	Last Price (\$)	Pricing Statistics				Performance Stats	
									Amt. + Over. (\$M)	Offer Price (\$)	Shrs. Offered	% Primary	Shoe Exer.	Re-Off. Disc. (%)
11/20/17	Black Knight, Inc	BKI	Technology	United States	NYSE	GS	•	45.8	318.5	45.50	7.0	0.0	-0.66	0.99
11/20/17	Performance Food Group Co.	PFGC	Consumer Services	United States	NYSE	BRCLY	•	29.2	141.3	28.25	5.0	0.0	-3.25	0.00
Total:									459.8	Average:			-1.95	0.49

Equity-Related Offerings This Week (0)

Issue Date	Issuer	Ticker	Sector	Domicile	Exchange	Bookrunners	Talk		Pricing Statistics			
							Coupon (%)	Premium (%)	Amt. + Over. (\$M)	Offer Price (\$)	Coupon (%)	Premium (%)
No Converts have priced this week												

Ipreso Daily Market Update

The Pipeline

Week of November 20, 2017

Expected Deals This Week and Next (1)

Expected Date	Issuer	Ticker	Type	Sector	Domicile	Exchange	Bookrunners	Filed Terms			Timeline	
								Curr. Amt. Filed (\$M)	Curr. Shrs. Filed (M)	Curr. File Price/Range	Initial File Date	Last Amend. File Date
w/k of 11/20/17	Seanergy Maritime Holdings Corp.	SHIP	FO	Financials	Greece	NASDAQ	MAXIM	5.7	6.0	0.95	10/20/17	11/15/17
Total:								5.7				

Amended Filings This Week (3)

Amended Date	Issuer	Ticker	Type	Sector	Domicile	Exchange	Bookrunners	Filed Terms			Timeline	
								Curr. Amt. Filed (\$M)	Curr. Shrs. Filed (M)	Curr. File Price/Range	Initial File Date	Expected Date
11/20/17	Myomo, Inc.	MYO	FO	Healthcare	United States		ROTH	6.0	1.8 ↑	-	10/20/17	To be ann.
11/22/17	iClick Interactive Asia Group Ltd	ICLK	IPO	Technology	China	NASDAQ	NETWORK	100.0	-	-	10/20/17	To be ann.
11/22/17	Adial Pharmaceuticals, Inc.	ADIL	IPO	Healthcare	United States	NASDAQ	GUNNAR	14.0	1.4	9 - 11	9/6/17	To be ann.
Total:								120.0				

Initial Filings This Week (2)

Filing Date	Issuer	Ticker	Type	Sector	Domicile	Exchange	Bookrunners	Filed Terms			Timeline
								Curr. Amt. Filed (\$M)	Curr. Shrs. Filed (M)	Curr. File Price/Range	Expected Date
11/21/17	Industrial Logistics Properties Trust	ILPT	IPO	REIT	United States	NASDAQ	UBS, CITI, RBC	100.0	-	-	To be ann.
11/22/17	Long Island Iced Tea Corp.	LTEA	FO	Consumer Goods	United States	NASDAQ	MAXIM	10.0	-	-	To be ann.
Total:								110.0			

Shelf Filings This Week (8)

Filing Date	Issuer	Ticker	Type	Sector	Domicile	Exchange	Type	Filed Terms			
								Curr. Amt. Filed (\$M)	Curr. Shrs. Filed (M)	Curr. File Price/Range	
11/20/17	Onconova Therapeutics, Inc.	ONTX	FO	Healthcare	United States	NASDAQ	Universal	84.5	-	-	
11/21/17	ConnectOne Bancorp, Inc	CNOB	FO	Financials	United States	NASDAQ	Universal	200.0	-	-	
11/22/17	Cherry Hill Mortgage Investment Corp.	CHMI	FO	REIT	United States	NYSE	Universal	375.0	-	-	
11/22/17	Boot Barn Holdings, Inc.	BOOT	FO	Consumer Services	United States	NYSE	Universal	300.0	-	-	
11/22/17	Pernix Therapeutics Holdings, Inc.	PTX	FO	Healthcare	United States	NASDAQ	Universal	150.0	-	-	
11/22/17	Aytu BioScience, Inc.	AYTU	FO	Healthcare	United States	NASDAQ	Universal	100.0	-	-	
11/22/17	B. Riley Financial, Inc.	RILY	FO	Financials	United States	NASDAQ	Universal	100.0	-	-	
11/22/17	Cohbar, Inc	CWBR	FO	Healthcare	United States	OTCBB	Universal	100.0	-	-	
<i>* Shelf filings over \$50M</i>								Total:	1,409.5		

Withdrawn or Postponed Deals This Week (1)

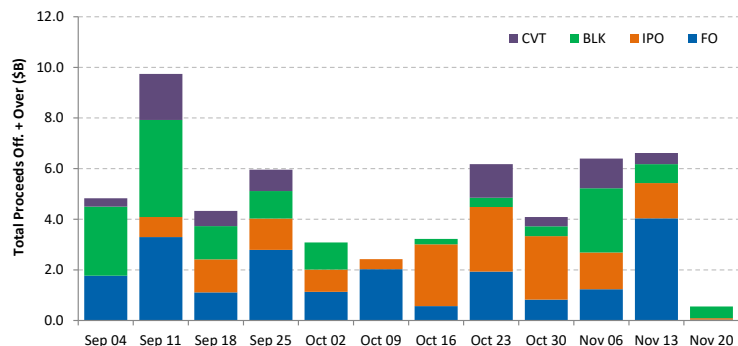
W/P Date	Issuer	Ticker	Type	Sector	Domicile	Exchange	Bookrunners	Filed Terms		
								Curr. Amt. Filed (\$M)	Curr. Shrs. Filed (M)	Reason
11/20/17	Highland Acquisition Corp	HLACU	IPO	Blank Check	United States	NASDAQ	LADENBURG	250.0	25.0	Undisclosed
Total:								250.0		

Ipreo Daily Market Update

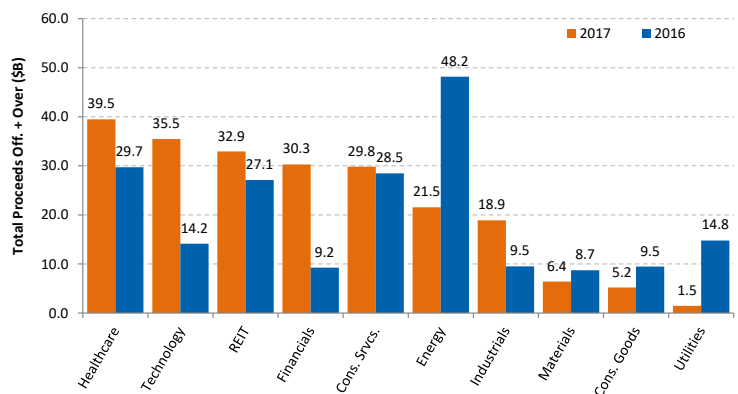
Market Summary

Week of November 20, 2017

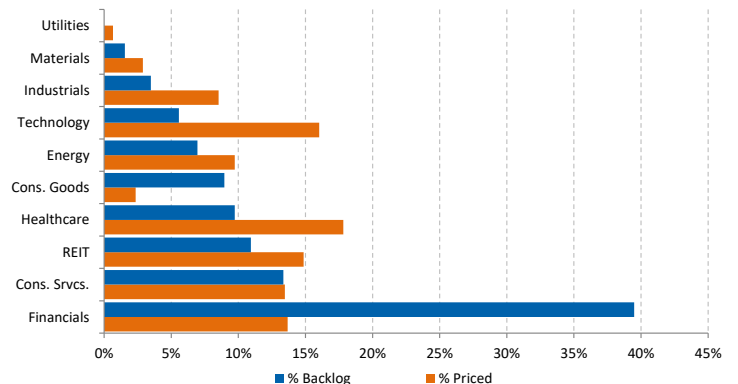
Trailing 12-Week US Proceeds by Deal Type



YoY Total US Issuance by Industry



YTD US Priced vs. Backlog



Market Summary

Major Indices	Last Close	1-Day (%)	1-Week (%)	1-Month (%)	1-Year (%)	YTD (%)
S&P 500	2,597.1	-0.08	1.27	0.85	17.89	16.00
Dow Jones	23,526.2	-0.27	1.10	0.85	23.67	19.04
NASDAQ	6,867.4	0.07	2.40	3.59	27.50	27.57
Russell 2000	1,516.8	-0.14	3.60	0.50	13.67	11.76
FTSE 100	7,419.0	0.10	0.63	-1.39	8.79	3.87
DAX	13,015.0	-1.16	0.30	0.18	21.48	13.36
Nikkei 225	22,523.2	0.48	2.25	4.97	24.01	17.83
Hang Seng	30,003.5	0.62	3.99	5.32	32.30	36.38
Brazil Bovespa	74,518.8	-0.10	5.21	-2.45	20.28	23.73
Mexico IPC	48,196.9	0.02	1.06	-3.58	7.42	5.60

S&P 500 Sector Indices

S&P 500 Sector Indices	Last Close	1-Day (%)	1-Week (%)	1-Month (%)	1-Year (%)	YTD (%)
Materials	366.2	-0.23	1.83	-0.49	18.84	17.30
Financials	434.9	-0.40	0.29	-1.62	17.85	12.50
Consumer Disc.	750.7	0.10	2.17	3.26	14.42	15.89
Consumer Staples	564.3	-0.16	1.20	1.64	7.80	6.10
Energy	498.6	0.44	0.30	-0.73	-6.35	-10.08
Healthcare	942.7	-0.04	1.04	-2.85	18.57	18.30
Industrials	601.8	0.14	1.56	-2.94	12.81	11.84
Information Tech.	1,116.9	-0.26	1.87	5.64	38.61	38.24
Telecom	148.2	1.67	4.55	-4.24	-9.14	-16.09
Utilities	281.6	-0.03	-1.24	1.16	18.82	14.07

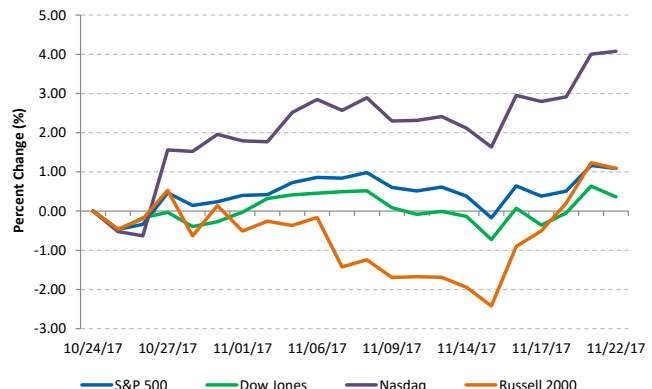
Commodities (NYMEX Front Month Contract)

Commodities	Last Close	1-Day (%)	1-Week (%)	1-Month (%)	1-Year (%)	YTD (%)
Gold	1,292.2	0.82	1.13	0.91	6.69	12.20
Silver	17.1	0.90	0.83	0.20	2.89	7.02
Copper	3.14	0.27	2.70	-0.90	23.29	25.20
Crude Oil	58.0	2.09	4.86	11.92	20.80	8.00
Natural Gas	3.0	-1.62	-3.64	1.82	-4.26	-19.44
Cotton	0.71	1.43	3.34	6.37	-1.52	0.69
Corn	3.45	0.07	2.07	0.22	-1.64	-1.92
Sugar	0.15	2.69	1.26	9.14	-22.63	-21.68
Wheat	4.41	3.77	4.94	3.46	8.23	8.03

Major Currencies

Major Currencies	USD	EUR	GBP	JPY	CAD	AUD
USD	1.000	0.843	0.750	111.425	1.274	1.314
EUR	1.187	1.000	0.890	132.242	1.512	1.560
GBP	1.333	1.123	1.000	148.507	1.698	1.752
JPY	0.009	0.008	0.007	1.000	0.011	0.012
CAD	0.785	0.661	0.589	87.434	1.000	1.031
AUD	0.761	0.641	0.571	0.970	0.970	1.000

Major US Indices 1-Month Trailing



Econ Calendar

Monday, November 20, 2017			
Indicator	Period	Expectation	Result
Leading Indicators	Oct	0.8%	1.2%

Tuesday, November 21, 2017			
Indicator	Period	Expectation	Result
Existing Home Sales	Oct	5.42M	5.48M

Wednesday, November 22, 2017			
Indicator	Period	Expectation	Result
MBA Mortgage Applications Index	11/18	N/A	0.1%
Initial Claims	11/18	239K	239K
Continuing Claims	11/11	N/A	1,904K
Durable Goods Orders	Oct	0.4%	-1.2%
Durable Goods ex Transportation	Oct	0.5%	0.40%
Michigan Sentiment - Final	Nov	97.9	98.5
Crude Inventories	11/18	N/A	-1.9M
Natural Gas Inventories	11/18	N/A	-46 bcf

Thursday, November 23, 2017			
Indicator	Period	Expectation	Result
No Releases Scheduled			

Friday, November 24, 2017			
Indicator	Period	Expectation	Result
No Releases Scheduled			

Source: Briefing.com

About Ipreo Analytics

Ipreo Capital Markets Services is an outsourced consultative service that serves as an extension of your team, focused on providing research, intelligence and data on the capital markets. If you have any questions, please contact Ipreo Capital Markets at CapitalMarkets@ipreo.com or 855-288-5995.

All deal data provided by Ipreo's Equity Deals Database, a comprehensive U.S. equities deals database providing quick and accurate deal information.