

U.S. Equity Capital Markets

Daily Market Update



Wednesday, November 22, 2017

Data as of 8:00 AM

Ipreo Daily Market Update

Priced Deals

Week of November 20, 2017

Initial Public Offerings This Week (1)

Issue Date	Issuer	Ticker	Sector	Domicile	Exchange	Bookrunners	Fin. Spons.	Filed Terms		Pricing Statistics				Performance Statistics			
								Last File Range (\$)	Last Offer Amt. (\$M)	Amt. + Over. (\$M)	Offer Price (\$)	Shrs. Offered	% Primary	Shoe Exer.	Last File/ Offer (%)	Offer/ Curr. (%)	Offer vs. Last File
11/20/17	Big Rock Partners Acquisition Corp.	BRPAU	Blank Check	United States	NASDAQ	EARLYBD		10.00	50.0	60.0	10.00	6.0	100.0		0.00	0.20	Within
Total:										60.0	Average:			0.00	0.20		

Follow-On Offerings This Week (2)

Issue Date	Issuer	Ticker	Sector	Domicile	Exchange	Bookrunners	Accel. Deal	Shelf Take.	Filed Terms		Pricing Statistics				Performance Statistics			
									Last File Range (\$)	Last Offer Amt. (\$M)	Amt. + Over. (\$M)	Offer Price (\$)	Shrs. Offered	% Primary	Shoe Exer.	Last Sale/ Offer (%)	Offer/ Curr. (%)	Last File/ Offer (%)
11/20/17	BioPharmX Corporation	BPMX	Healthcare	United States		OPPEN			0.29	15.3	6.8	0.15	45.3	100.0		0.00	-	-48.28
11/20/17	SenesTech, Inc.	SNES	Healthcare	United States	NASDAQ	ROTH			-	-	6.2	1.00	5.4	100.0		0.00	-	-
Total:										13.0	Average:			0.00	-			

Block Offerings This Week (2)

Issue Date	Issuer	Ticker	Sector	Domicile	Exchange	Bookrunners	Shelf Take.	Last Price (\$)	Pricing Statistics				Performance Stats	
									Amt. + Over. (\$M)	Offer Price (\$)	Shrs. Offered	% Primary	Shoe Exer.	Re-Off. Disc. (%)
11/20/17	Black Knight, Inc	BKI	Technology	United States	NYSE	GS		45.8	318.5	45.50	7.0	0.0	-0.66	1.54
11/20/17	Performance Food Group Co.	PFGC	Consumer Services	United States	NYSE	BRCLY		29.2	141.3	28.25	5.0	0.0	-3.25	0.71
Total:									459.8	Average:			-1.95	1.12

Equity-Related Offerings This Week (0)

Issue Date	Issuer	Ticker	Sector	Domicile	Exchange	Bookrunners	Talk		Pricing Statistics					
							Coupon (%)	Premium (%)	Amt. + Over. (\$M)	Offer Price (\$)	Coupon (%)	Premium (%)	Shoe Exer.	Maturity
No Converts have priced this week														

Ipreo Daily Market Update

The Pipeline

Week of November 20, 2017

Expected Deals This Week and Next (1)

Expected Date	Issuer	Ticker	Type	Sector	Domicile	Exchange	Bookrunners	Filed Terms			Timeline	
								Curr. Amt. Filed (\$M)	Curr. Shrs. Filed (M)	Curr. File Price/Range	Initial File Date	Last Amend. File Date
w/k of 11/20/17	Seanergy Maritime Holdings Corp.	SHIP	FO	Financials	Greece	NASDAQ	MAXIM	5.7	6.0	0.95	10/20/17	11/15/17
Total:								5.7				

Amended Filings This Week (1)

Amended Date	Issuer	Ticker	Type	Sector	Domicile	Exchange	Bookrunners	Filed Terms			Timeline	
								Curr. Amt. Filed (\$M)	Curr. Shrs. Filed (M)	Curr. File Price/Range	Initial File Date	Expected Date
11/20/17	Myomo, Inc.	MYO	FO	Healthcare	United States		ROTH	6.0	1.8 ↑	-	10/20/17	To be ann.
Total:								6.0				

Initial Filings This Week (1)

Filing Date	Issuer	Ticker	Type	Sector	Domicile	Exchange	Bookrunners	Filed Terms			Timeline
								Curr. Amt. Filed (\$M)	Curr. Shrs. Filed (M)	Curr. File Price/Range	Expected Date
11/21/17	Industrial Logistics Properties Trust	ILPT	IPO	REIT	United States	NASDAQ	UBS, CITI, RBC	100.0	-	-	To be ann.
Total:								100.0			

Shelf Filings This Week (3)

Filing Date	Issuer	Ticker	Type	Sector	Domicile	Exchange	Type	Filed Terms		
								Curr. Amt. Filed (\$M)	Curr. Shrs. Filed (M)	Curr. File Price/Range
11/20/17	Onconova Therapeutics, Inc.	ONTX	FO	Healthcare	United States	NASDAQ	Universal	84.5	-	-
11/21/17	ConnectOne Bancorp, Inc	CNOB	FO	Financials	United States	NASDAQ	Universal	200.0	-	-
11/22/17	B. Riley Financial, Inc.	RILY	FO	Financials	United States	NASDAQ	Universal	100.0	-	-
Total:								384.5		

* Shelf filings over \$50M

Withdrawn or Postponed Deals This Week (1)

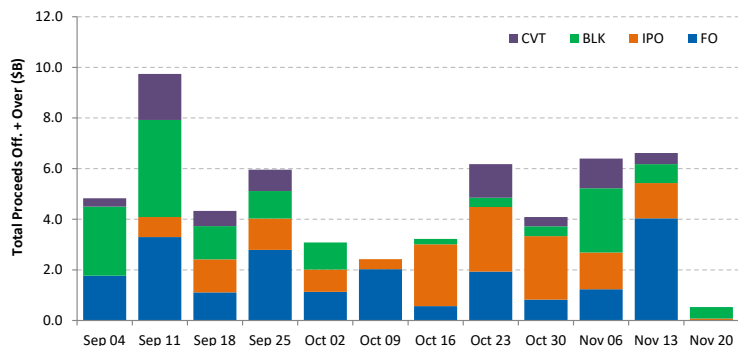
W/P Date	Issuer	Ticker	Type	Sector	Domicile	Exchange	Bookrunners	Filed Terms		
								Curr. Amt. Filed (\$M)	Curr. Shrs. Filed (M)	Reason
11/20/17	Highland Acquisition Corp	HLACU	IPO	Blank Check	United States	NASDAQ	LADENBURG	250.0	25.0	Undisclosed
Total:								250.0		

Ipreo Daily Market Update

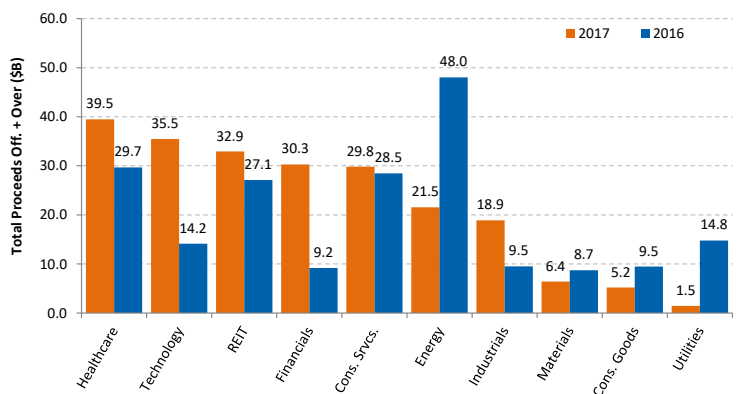
Market Summary

Week of November 20, 2017

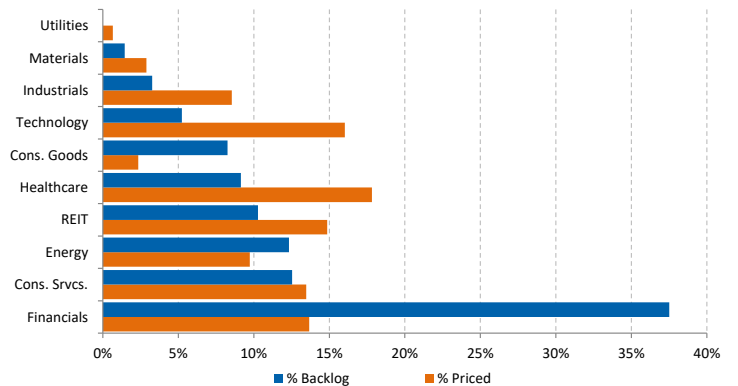
Trailing 12-Week US Proceeds by Deal Type



YoY Total US Issuance by Industry



YTD US Priced vs. Backlog



Market Summary

Major Indices	Last Close	1-Day (%)	1-Week (%)	1-Month (%)	1-Year (%)	YTD (%)
S&P 500	2,599.0	0.65	0.78	0.92	18.24	16.09
Dow Jones	23,590.8	0.69	0.77	1.12	24.45	19.37
NASDAQ	6,862.5	1.06	1.85	3.52	27.82	27.48
Russell 2000	1,518.9	1.03	3.24	0.64	14.87	11.92
FTSE 100	7,411.3	0.30	-0.04	-1.49	9.34	3.76
DAX	13,167.5	0.83	1.03	1.36	23.23	14.69
Nikkei 225	22,416.5	0.70	0.16	4.47	23.81	17.28
Hang Seng	29,818.1	1.91	2.28	4.67	33.37	35.53
Brazil Bovespa	74,594.6	1.58	5.32	-2.35	22.15	23.86
Mexico IPC	48,185.7	0.69	0.65	-3.61	8.61	5.57

S&P 500 Sector Indices

Sector	Last Close	1-Day (%)	1-Week (%)	1-Month (%)	1-Year (%)	YTD (%)
Materials	367.0	0.48	1.45	-0.26	19.87	17.57
Financials	436.6	0.25	0.88	-1.23	18.44	12.95
Consumer Disc.	750.0	0.60	1.61	3.15	15.72	15.77
Consumer Staples	565.1	0.28	0.26	1.80	8.52	6.27
Energy	496.4	0.22	-1.31	-1.16	-6.77	-10.48
Healthcare	943.1	0.87	0.80	-2.82	16.96	18.34
Industrials	600.9	0.65	0.90	-3.07	13.20	11.68
Information Tech.	1,119.8	1.19	1.27	5.91	39.13	38.59
Telecom	145.8	-0.54	2.96	-5.81	-8.77	-17.46
Utilities	281.6	0.24	-2.15	1.19	19.17	14.10

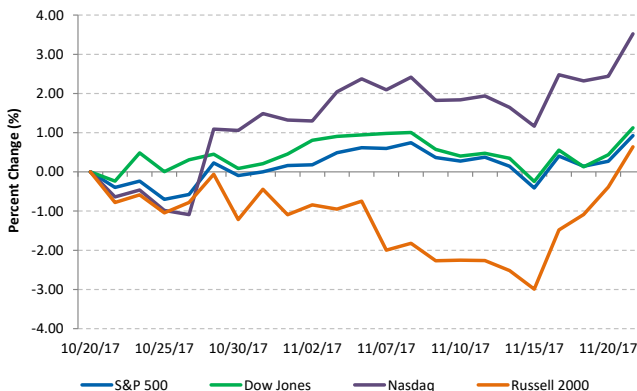
Commodities (NYMEX Front Month Contract)

Commodity	Last Close	1-Day (%)	1-Week (%)	1-Month (%)	1-Year (%)	YTD (%)
Gold	1,281.7	0.50	-0.09	0.09	5.94	11.29
Silver	17.0	0.70	-0.66	-0.69	2.66	6.07
Copper	3.13	1.15	2.07	-1.17	24.39	24.87
Crude Oil	56.8	0.73	2.03	9.63	17.81	5.79
Natural Gas	3.0	-0.98	-2.74	3.50	-1.95	-18.11
Cotton	0.71	-1.00	2.17	4.87	-2.97	-0.72
Corn	3.45	0.00	2.22	0.15	-1.36	-1.99
Sugar	0.15	-0.67	-1.46	6.29	-26.88	-23.73
Wheat	4.25	0.65	-0.76	-0.29	3.53	4.11

Major Currencies

Currency	USD	EUR	GBP	JPY	CAD	AUD
USD	1.000	0.851	0.755	112.085	1.277	1.323
EUR	1.176	1.000	0.887	131.767	1.502	1.555
GBP	1.325	1.127	1.000	148.501	1.692	1.753
JPY	0.009	0.008	0.007	1.000	0.011	0.012
CAD	0.783	0.666	0.591	87.751	1.000	1.036
AUD	0.756	0.643	0.571	0.966	0.966	1.000

Major US Indices 1-Month Trailing



Econ Calendar

Monday, November 20, 2017			
Indicator	Period	Expectation	Result
Leading Indicators	Oct	0.8%	1.2%

Tuesday, November 21, 2017			
Indicator	Period	Expectation	Result
Existing Home Sales	Oct	5.42M	5.48M

Wednesday, November 22, 2017			
Indicator	Period	Expectation	Result
MBA Mortgage Applications I	11/18	N/A	0.1%
Initial Claims	11/18	239K	
Continuing Claims	11/11	N/A	
Durable Goods Orders	Oct	0.4%	
Durable Goods ex Transportat	Oct	0.5%	
Michigan Sentiment - Final	Nov	97.9	
Crude Inventories	11/18	N/A	
Natural Gas Inventories	11/18	N/A	

Thursday, November 23, 2017			
Indicator	Period	Expectation	Result
No Releases Scheduled			

Friday, November 24, 2017			
Indicator	Period	Expectation	Result
No Releases Scheduled			

Source: Briefing.com

About Ipreo Analytics

Ipreo Capital Markets Services is an outsourced consultative service that serves as an extension of your team, focused on providing research, intelligence and data on the capital markets. If you have any questions, please contact Ipreo Capital Markets at CapitalMarkets@ipreo.com or 855-288-5995.

All deal data provided by Ipreo's Equity Deals Database, a comprehensive U.S. equities deals database providing quick and accurate deal information.

