

U.S. Equity Capital Markets

Daily Market Update



Monday, October 9, 2017

Data as of 8:00 AM

Ipreo Daily Market Update

Priced Deals

Week of October 9, 2017

Initial Public Offerings This Week (0)

Issue Date	Issuer	Ticker	Sector	Domicile	Exchange	Bookrunners	Fin. Spons.	Filed Terms		Pricing Statistics				Performance Statistics		
								Last File Range (\$)	Last Offer Amt. (\$M)	Amt. + Over. (\$M)	Offer Price (\$)	Shrs. Offered	% Primary	Shoe Exer.	Last File/ Offer (%)	Offer/ Curr. (%)

No IPOs have priced so far this week

Follow-On Offerings This Week (0)

Issue Date	Issuer	Ticker	Sector	Domicile	Exchange	Bookrunners	Accel. Deal	Shelf Take.	Filed Terms		Pricing Statistics				Performance Statistics		
									Last File Range (\$)	Last Offer Amt. (\$M)	Amt. + Over. (\$M)	Offer Price (\$)	Shrs. Offered	% Primary	Shoe Exer.	Last Sale/ Offer (%)	Offer/ Curr. (%)

No Follow-Ons have priced so far this week

Block Offerings This Week (0)

Issue Date	Issuer	Ticker	Sector	Domicile	Exchange	Bookrunners	Shelf Take.	Last Price (\$)	Pricing Statistics				Performance Stats	
									Amt. + Over. (\$M)	Offer Price (\$)	Shrs. Offered	% Primary	Shoe Exer.	Re-Off. (%)

No Blocks have priced this week

Equity-Related Offerings This Week (0)

Issue Date	Issuer	Ticker	Sector	Domicile	Exchange	Bookrunners	Talk		Pricing Statistics				
							Coupon (%)	Premium (%)	Amt. + Over. (\$M)	Offer Price (\$)	Coupon (%)	Premium (%)	Shoe Exer.

No Converts have priced this week

Ipreo Daily Market Update

The Pipeline

Week of October 9, 2017

Expected Deals This Week and Next (7)

Expected Date	Issuer	Ticker	Type	Sector	Domicile	Exchange	Bookrunners	Filed Terms			Timeline	
								Curr. Amt. Filed (\$M)	Curr. Shrs. Filed (M)	Curr. File Price/Range	Initial File Date	Last Amend. File Date
w/k of 10/16/17	RumbleON, Inc.	RMBL	FO	Technology	United States	NASDAQ	ROTH, MAXIM	23.0	2.0	-	9/1/17	9/27/17
10/11/17	CarGurus, Inc.	CARG	IPO	Consumer Services	United States	NASDAQ	GS, ALLEN, RBC	131.6	9.4	13 - 15	9/15/17	9/29/17
10/11/17	OrthoPediatrics Corp.	KIDS	IPO	Healthcare	United States	NASDAQ	PIPER, STFL	52.0	4.0	12 - 14	6/16/16	10/2/17
10/12/17	OptiNose, Inc.	OPTN	IPO	Healthcare	United States	NASDAQ	JEFFER, PIPER, BMO, RBC	100.0	6.3	15 - 17	9/18/17	10/3/17
10/12/17	Restoration Robotics Inc.	HAIR	IPO	Healthcare	United States	NASDAQ	NATSEC	25.0	3.1	7 - 9	9/1/17	9/18/17
10/17/17	Qudian Inc.	QD	IPO	Financials	China	NYSE	MS, CS, CITI, CICC, UBS, STFL, NEEDHAM, NOMURA	768.8	37.5	19 - 22	9/18/17	10/3/17
10/18/17	MongoDB, Inc.	MDB	IPO	Technology	United States	NASDAQ	MS, GS, BRCLY, ALLEN	152.0	8.0	18 - 20	9/21/17	10/6/17
Total:								1,252.4				

Amended Filings This Week (0)

Amended Date	Issuer	Ticker	Type	Sector	Domicile	Exchange	Bookrunners	Filed Terms			Timeline	
								Curr. Amt. Filed (\$M)	Curr. Shrs. Filed (M)	Curr. File Price/Range	Initial File Date	Expected Date
<i>No Amended Filings this week</i>												

Initial Filings This Week (0)

Filing Date	Issuer	Ticker	Type	Sector	Domicile	Exchange	Bookrunners	Filed Terms			Timeline	
								Curr. Amt. Filed (\$M)	Curr. Shrs. Filed (M)	Curr. File Price/Range	Expected Date	
<i>No Initial Filings this week</i>												

Shelf Filings This Week (0)

Filing Date	Issuer	Ticker	Type	Sector	Domicile	Exchange	Type	Filed Terms		
								Curr. Amt. Filed (\$M)	Curr. Shrs. Filed (M)	Curr. File Price/Range
<i>No Shelf Filings this week</i>										

Withdrawn or Postponed Deals This Week (0)

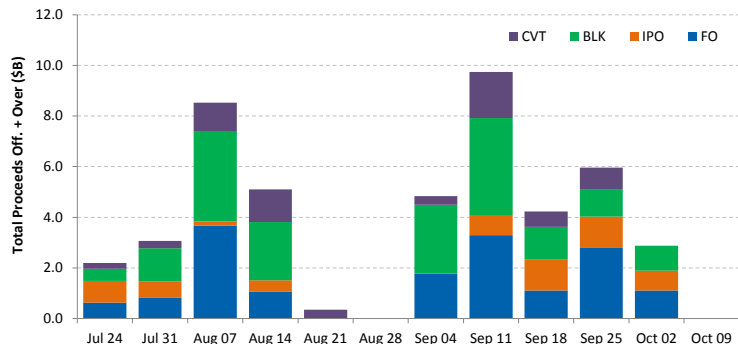
W/P Date	Issuer	Ticker	Type	Sector	Domicile	Exchange	Bookrunners	Filed Terms		
								Curr. Amt. Filed (\$M)	Curr. Shrs. Filed (M)	Reason
<i>No Withdrawn or Postponed deals this week</i>										

Ipreo Daily Market Update

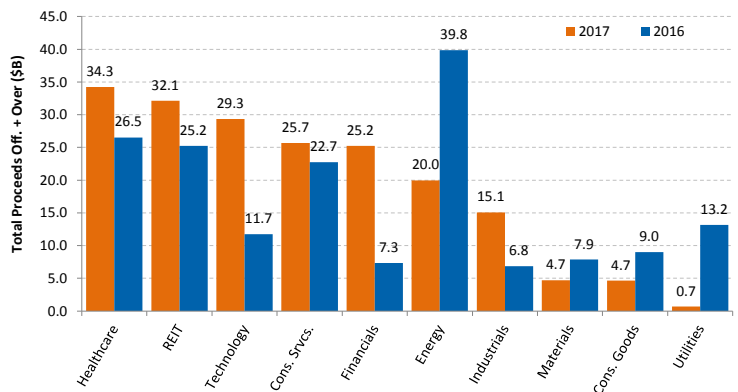
Market Summary

Week of October 9, 2017

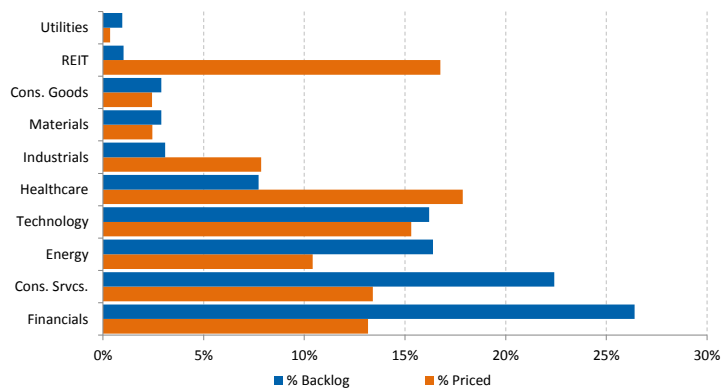
Trailing 12-Week US Proceeds by Deal Type



YoY Total US Issuance by Industry



YTD US Priced vs. Backlog



Market Summary

Major Indices	Last Close	1-Day (%)	1-Week (%)	1-Month (%)	1-Year (%)	YTD (%)
S&P 500	2,549.3	-0.11	1.19	3.40	17.98	13.87
Dow Jones	22,773.7	-0.01	1.65	4.43	24.66	15.24
NASDAQ	6,590.2	0.07	1.45	3.08	24.18	22.42
Russell 2000	1,510.2	-0.12	1.30	7.70	21.18	11.28
FTSE 100	7,522.9	0.20	2.04	2.29	7.47	5.32
DAX	12,955.9	-0.09	0.99	6.07	22.59	12.85
Nikkei 225	20,690.7	0.30	1.64	6.88	22.44	8.25
Hang Seng	28,458.0	0.28	3.28	3.06	18.81	29.35
Brazil Bovespa	76,054.7	-0.73	2.37	3.60	25.41	26.28
Mexico IPC	50,303.0	-0.35	-0.09	-0.42	4.92	10.21

S&P 500 Sector Indices

Materials	363.0	-0.19	1.91	5.86	21.13	16.27
Financials	437.2	0.04	1.90	8.72	34.34	13.12
Consumer Disc.	730.4	0.15	1.80	1.95	14.76	12.74
Consumer Staples	553.8	-0.95	-0.29	-2.36	2.92	4.13
Energy	503.8	-0.82	-0.58	5.92	-3.61	-9.14
Healthcare	959.6	-0.07	1.40	2.34	15.50	20.41
Industrials	612.4	-0.05	1.32	6.09	21.56	13.81
Information Tech.	1,033.5	0.29	1.50	2.88	28.75	27.91
Telecom	160.6	-2.02	-1.11	4.79	-2.55	-9.09
Utilities	270.9	-0.06	0.71	-1.78	13.12	9.75

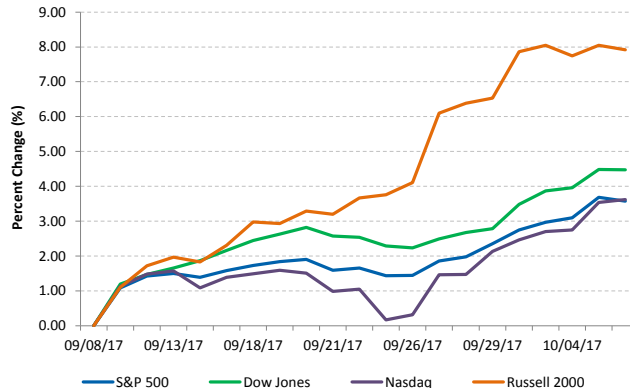
Commodities (NYMEX Front Month Contract)

Gold	1,274.9	0.13	-0.77	-4.79	1.75	10.70
Silver	16.8	0.91	0.68	-6.25	-3.20	5.01
Copper	3.03	-0.57	2.50	-3.89	40.52	20.89
Crude Oil	49.3	-2.95	-4.61	0.26	-2.28	-8.25
Natural Gas	2.9	-2.05	-4.79	-4.57	-6.10	-22.29
Cotton	0.69	0.83	0.57	-7.60	1.99	-2.56
Corn	3.50	0.14	-1.48	-3.05	2.79	-0.57
Sugar	0.14	-2.85	-0.85	-2.17	-39.51	-28.34
Wheat	4.44	0.62	-1.06	-0.50	12.07	8.70

Major Currencies

	USD	EUR	GBP	JPY	CAD	AUD
USD	1.000	0.851	0.761	112.595	1.253	1.289
EUR	1.174	1.000	0.893	132.236	1.472	1.514
GBP	1.315	1.120	1.000	148.051	1.648	1.695
JPY	0.009	0.008	0.007	1.000	0.011	0.011
CAD	0.798	0.679	0.607	89.826	1.000	1.028
AUD	0.776	0.661	0.590	0.973	0.973	1.000

Major US Indices 1-Month Trailing



Econ Calendar

Monday, October 09, 2017

Indicator	Period	Expectation	Result
No Releases Scheduled			

Tuesday, October 10, 2017

Indicator	Period	Expectation	Result
NFIB Small Business Optimism	Sep	NA	

Wednesday, October 11, 2017

Indicator	Period	Expectation	Result
MBA Mortgage Applications Index	10/7	NA	
JOLTS - Job Openings	Aug	NA	
Crude Inventories	10/7	NA	

Thursday, October 12, 2017

Indicator	Period	Expectation	Result
PPI	Sep	0.4%	
Core PPI	Sep	0.2%	
Initial Claims	10/7	255K	
Continuing Claims	9/30	NA	
Natural Gas Inventories	10/7	Na	
Treasury Budget	Sep	NA	

Friday, October 13, 2017

Indicator	Period	Expectation	Result
Retail Sales	Sep	1.5%	
Retail Sales ex-auto	Sep	0.8%	
CPI	Sep	0.6%	
Core CPI	Sep	0.2%	
Mich Sentiment - Prel	Oct	95.6	
Business Inventories	Aug	0.7%	

Source: Briefing.com

About Ipreo Analytics

Ipreo Capital Markets Services is an outsourced consultative service that serves as an extension of your team, focused on providing research, intelligence and data on the capital markets. If you have any questions, please contact Ipreo Capital Markets at CapitalMarkets@ipreo.com or 855-288-5995.

All deal data provided by Ipreo's Equity Deals Database, a comprehensive U.S. equities deals database providing quick and accurate deal information.