

U.S. Equity Capital Markets

Daily Market Update



Wednesday, October 4, 2017

Data as of 8:00 AM

Ipreo Daily Market Update

Priced Deals

Week of October 2, 2017

Initial Public Offerings This Week (0)

Issue Date	Issuer	Ticker	Sector	Domicile	Exchange	Bookrunners	Fin. Spons.	Filed Terms		Pricing Statistics				Performance Statistics		
								Last File Range (\$)	Last Offer Amt. (\$M)	Amt. + Over. (\$M)	Offer Price (\$)	Shrs. Offered	% Primary	Shoe Exer.	Last File/ Offer (%)	Offer/ Curr. (%)

No IPOs have priced so far this week

Follow-On Offerings This Week (3)

Issue Date	Issuer	Ticker	Sector	Domicile	Exchange	Bookrunners	Accel. Deal	Shelf Take.	Filed Terms		Pricing Statistics				Performance Statistics				
									Last File Range (\$)	Last Offer Amt. (\$M)	Amt. + Over. (\$M)	Offer Price (\$)	Shrs. Offered	% Primary	Shoe Exer.	Last Sale/ Offer (%)	Offer/ Curr. (%)	Last File/ Offer (%)	
10/2/17	Zogenix, Inc.	ZGNX	Healthcare	United States	NASDAQ	STFL, LEERINK		•	35.05	150.7	251.3	37.50	6.7	100.0		-3.60	3.60	6.99	
10/3/17	NewLink Genetics Corporation	NLNK	Healthcare	United States	NASDAQ	BAML, STFL		•	10.91	50.0	51.3	10.25	5.0	100.0		-6.05	-	-6.05	
10/3/17	Paramount Gold Nevada Corp.	PZG	Basic Materials	United States		CANACC, CFCC		•	1.57	-	4.5	1.40	3.2	100.0		-10.79	4.29	-10.79	
Total:											307.0				Average:	-6.81	3.94		

Block Offerings This Week (0)

Issue Date	Issuer	Ticker	Sector	Domicile	Exchange	Bookrunners	Shelf Take.	Last Price (\$)	Pricing Statistics				Performance Stats	
									Amt. + Over. (\$M)	Offer Price (\$)	Shrs. Offered	% Primary	Shoe Exer.	Re-Off. Disc. (%)

No Blocks have priced this week

Equity-Related Offerings This Week (0)

Issue Date	Issuer	Ticker	Sector	Domicile	Exchange	Bookrunners	Talk		Pricing Statistics				
							Coupon (%)	Premium (%)	Amt. + Over. (\$M)	Offer Price (\$)	Coupon (%)	Premium (%)	Shoe Exer.

No Converts have priced this week

Ipreo Daily Market Update

The Pipeline

Week of October 2, 2017

Expected Deals This Week and Next (9)

Expected Date	Issuer	Ticker	Type	Sector	Domicile	Exchange	Bookrunners	Filed Terms			Timeline	
								Curr. Amt. Filed (\$M)	Curr. Shrs. Filed (M)	Curr. File Price/Range	Initial File Date	Last Amend. File Date
w/k of 10/02/17	Gadsden Growth Properties, Inc.	GADS	IPO	REIT	United States	NYSE MKT	NATSEC	35.0	3.5	9 - 11	5/5/17	9/22/17
w/k of 10/09/17	Restoration Robotics Inc.	HAIR	IPO	Healthcare	United States	NASDAQ	NATSEC	25.0	3.1	7 - 9	9/1/17	9/18/17
10/04/17	Tronox Inc.	TROX	FO	Basic Materials	United States	NYSE	JPM, BRCLY, MS	345.4	16.0	21.59	10/2/17	-
10/04/17	Black Ridge Acquisition Corp	BRACU	IPO	Blank Check	United States	NASDAQ	EARLYBD	100.0	10.0	10.00	9/18/17	-
10/04/17	Rhythm Pharmaceuticals, Inc.	RYTM	IPO	Healthcare	United States	NASDAQ	MS, BAML, COWEN, NEEDHAM	100.0	6.7	14 - 16	9/5/17	9/25/17
10/04/17	CareDx, Inc.	CDNA	FO	Healthcare	United States	NASDAQ	CRAIGHAL	14.3 [↑]	3.6 [↑]	3.98 [↑]	9/1/17	10/2/17
10/05/17	Switch, Inc.	SWCH	IPO	Technology	United States	NYSE	GS, JPM, BMO, WFC	468.8	31.3	14 - 16	9/8/17	9/25/17
10/11/17	CarGurus, Inc.	CARG	IPO	Consumer Services	United States	NASDAQ	GS, ALLEN, RBC	131.6	9.4	13 - 15	9/15/17	9/29/17
10/11/17	OrthoPediatrics Corp.	KIDS	IPO	Healthcare	United States	NASDAQ	PIPER, STFL	52.0	4.0	12 - 14	6/16/16	10/2/17
Total:								1,272.1				

* Bold text indicates a deal was initially filed or amended this week

Amended Filings This Week (2)

Amended Date	Issuer	Ticker	Type	Sector	Domicile	Exchange	Bookrunners	Filed Terms			Timeline	
								Curr. Amt. Filed (\$M)	Curr. Shrs. Filed (M)	Curr. File Price/Range	Initial File Date	Expected Date
10/3/17	Qudian Inc.	QD	IPO	Financials	China	NYSE	MS, CS, CITI, CICC, UBS, STFL, NEEDHAM, NOMURA	768.8	37.5	19 - 22	9/18/17	To be ann.
10/3/17	OptiNose, Inc.	OPTN	IPO	Healthcare	United States	NASDAQ	JEFFER, PIPER, BMO, RBC	100.0	6.3	15 - 17	9/18/17	To be ann.
Total:								868.8				

Initial Filings This Week (6)

Filing Date	Issuer	Ticker	Type	Sector	Domicile	Exchange	Bookrunners	Filed Terms			Timeline	
								Curr. Amt. Filed (\$M)	Curr. Shrs. Filed (M)	Curr. File Price/Range	Initial File Date	Expected Date
10/2/17	Regalwood Global Energy Ltd.	RWGE.U	IPO	Blank Check	United States	NYSE	CITI, JPM	300.0	30.0	10.00		To be ann.
10/2/17	Ablynx NV	ABLX	FO	Healthcare	Belgium	NASDAQ	BAML, JPM, JEFFER	150.0	-	-		To be ann.
10/2/17	ForeScout Technologies, Inc.	FSCT	IPO	Technology	United States	NASDAQ	MS, JPM, CITI, BAML, UBS	100.0	-	-		To be ann.
10/3/17	EWT Holdings I Corp.	AQUA	IPO	Utilities	United States	To be ann.	CS, JPM	100.0	-	-		To be ann.
10/3/17	Rigel Pharmaceuticals, Inc.	RIGL	FO	Healthcare	United States	NASDAQ	JEFFER, BMO	40.0	-	3.23		To be ann.
10/3/17	Strongbridge Biopharma Plc	SBBP	FO	Healthcare	United States	NASDAQ	CFCO	-	-	7.50		To be ann.
Total:								690.0				

Shelf Filings This Week (6)

Filing Date	Issuer	Ticker	Type	Sector	Domicile	Exchange	Type	Filed Terms		
								Curr. Amt. Filed (\$M)	Curr. Shrs. Filed (M)	Curr. File Price/Range
10/2/17	Tronox Inc.	TROX	FO	Basic Materials	United States	NYSE	Common Stock	1,104.4	51.2	21.59
10/2/17	MedEquities Realty Trust, Inc.	MRT	FO	REIT	United States	NYSE	Universal	500.0	-	-
10/2/17	Everbridge, Inc.	EVBG	FO	Technology	United States	NASDAQ	Universal	300.0	-	-
10/2/17	Novan, Inc.	NOVN	FO	Healthcare	United States	NASDAQ	Universal	150.0	-	-
10/2/17	AxoGen Inc.	AXGN	FO	Healthcare	United States	NASDAQ	Common Stock	89.4	4.9	18.40
10/2/17	OncoCyte Corporation	OCX	FO	Healthcare	United States		Universal	50.0	-	-
Total:								2,193.9		

* Shelf filings over \$50M

Withdrawn or Postponed Deals This Week (0)

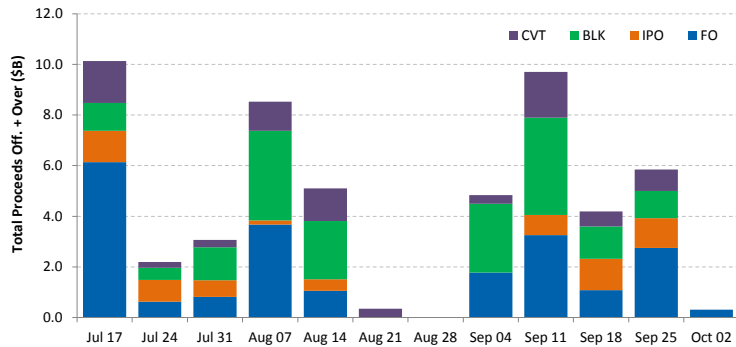
W/P Date	Issuer	Ticker	Type	Sector	Domicile	Exchange	Bookrunners	Filed Terms		
								Curr. Amt. Filed (\$M)	Curr. Shrs. Filed (M)	Reason
No Withdrawn or Postponed deals this week										

Ipreo Daily Market Update

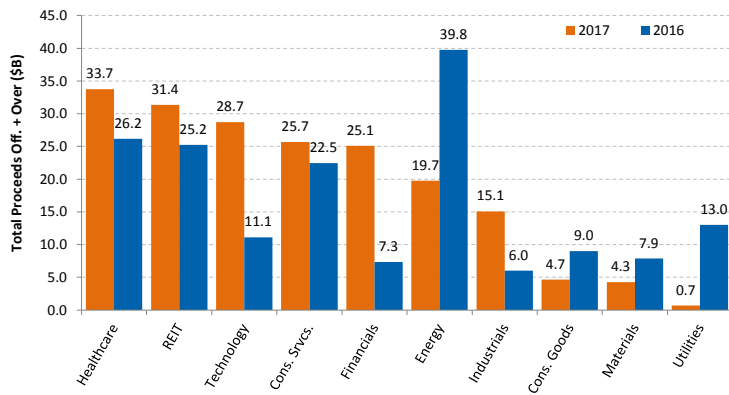
Market Summary

Week of October 2, 2017

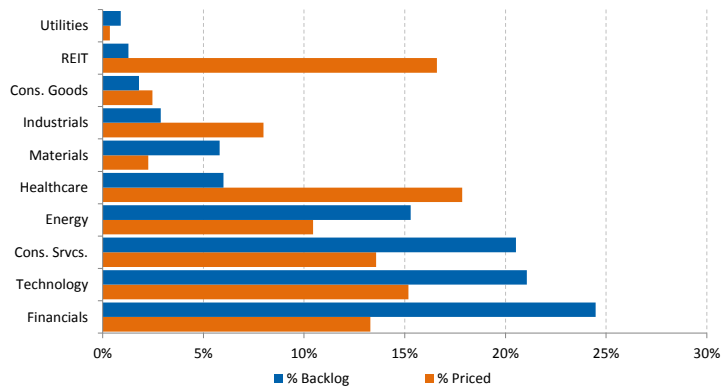
Trailing 12-Week US Proceeds by Deal Type



YoY Total US Issuance by Industry



YTD US Priced vs. Backlog



Market Summary

Major Indices	Last Close	1-Day (%)	1-Week (%)	1-Month (%)	1-Year (%)	YTD (%)
S&P 500	2,534.6	0.22	1.51	2.34	17.28	13.21
Dow Jones	22,641.7	0.37	1.60	2.97	24.04	14.57
NASDAQ	6,531.7	0.23	2.38	1.50	23.22	21.34
Russell 2000	1,512.0	0.17	3.78	6.96	21.37	11.41
FTSE 100	7,468.1	0.39	2.50	0.40	6.94	4.55
DAX	12,902.7	0.00	2.36	6.26	22.75	12.38
Nikkei 225	20,614.1	1.05	1.40	4.69	24.19	7.85
Hang Seng	28,173.2	2.25	2.40	0.79	19.46	28.06
Brazil Bovespa	76,762.9	3.23	3.29	6.73	29.10	27.46
Mexico IPC	50,615.3	0.23	0.51	-0.91	6.33	10.89

S&P 500 Sector Indices

S&P 500 Sector Indices	Last Close	1-Day (%)	1-Week (%)	1-Month (%)	1-Year (%)	YTD (%)
Materials	361.6	0.43	2.22	4.25	20.53	15.84
Financials	434.2	0.30	2.97	5.84	35.92	12.33
Consumer Disc.	721.4	0.36	1.41	0.84	13.48	11.35
Consumer Staples	554.8	0.09	-0.92	-1.66	2.12	4.33
Energy	506.2	-0.08	0.49	8.78	-2.56	-8.71
Healthcare	955.5	0.02	1.63	1.92	14.77	19.90
Industrials	611.6	0.48	1.42	4.92	21.09	13.66
Information Tech.	1,021.2	0.22	2.35	0.94	27.87	26.39
Telecom	164.0	1.10	1.48	4.50	-3.96	-7.15
Utilities	268.5	-0.38	-1.31	-2.86	9.41	8.80

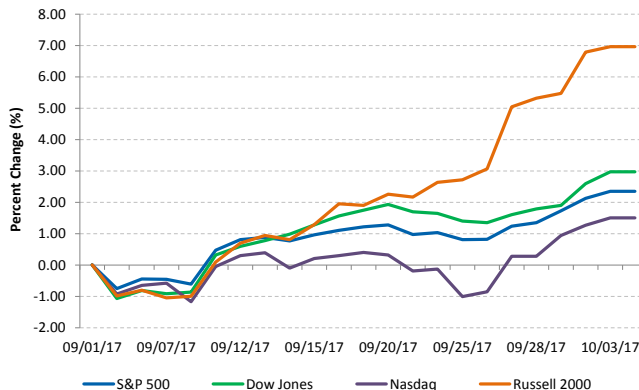
Commodities (NYMEX Front Month Contract)

Commodities	Last Close	1-Day (%)	1-Week (%)	1-Month (%)	1-Year (%)	YTD (%)
Gold	1,274.6	-0.09	-2.08	-4.19	-2.90	10.67
Silver	16.7	-0.02	-1.38	-6.54	-11.76	4.13
Copper	2.96	0.27	1.52	-4.96	35.20	18.28
Crude Oil	50.4	-0.32	-2.81	6.62	3.30	-6.14
Natural Gas	2.9	-0.72	-3.50	-5.70	-0.96	-21.42
Cotton	0.68	-0.07	-1.79	-6.07	-1.46	-4.43
Corn	3.50	-0.57	-0.78	-1.62	1.01	-0.71
Sugar	0.14	-1.89	0.93	2.11	-38.07	-28.04
Wheat	4.48	0.73	-1.27	2.11	13.27	9.80

Major Currencies

Major Currencies	USD	EUR	GBP	JPY	CAD	AUD
USD	1.000	0.850	0.754	112.505	1.246	1.272
EUR	1.176	1.000	0.887	132.323	1.466	1.497
GBP	1.327	1.128	1.000	149.260	1.654	1.688
JPY	0.009	0.008	0.007	1.000	0.011	0.011
CAD	0.802	0.682	0.605	90.264	1.000	1.021
AUD	0.786	0.668	0.592	0.980	0.980	1.000

Major US Indices 1-Month Trailing



Econ Calendar

Monday, October 02, 2017			
Indicator	Period	Expectation	Result
ISM Index	Sep	57.8	60.8
Construction Spending	Aug	0.2%	0.5%

Tuesday, October 03, 2017			
Indicator	Period	Expectation	Result
Auto Sales	Sep	NA	4.95M
Truck Sales	Sep	NA	9.69M

Wednesday, October 04, 2017			
Indicator	Period	Expectation	Result
MBA Mortgage Index	9/30	NA	-0.4%
ADP Employment Change	Sep	160K	
ISM - Services	Sep	55.3	
Crude Inventories	9/30	NA	

Thursday, October 05, 2017			
Indicator	Period	Expectation	Result
Challenger Job Cuts	Sep	NA	
Continuing Claims	9/23	NA	
Initial Claims	9/30	265K	
Trade Balance	Aug	-\$42.6B	
Factory Orders	Aug	1.0%	
Natural Gas Inventories	9/30	NA	

Friday, October 06, 2017			
Indicator	Period	Expectation	Result
Nonfarm Payrolls	Sep	75K	
Nonfarm Private Payrolls	Sep	98K	
Unemployment Rate	Sep	4.4%	
Hourly Earnings	Sep	0.2%	
Average Workweek	Sep	34.3	
Wholesale Inventories	Aug	1.0%	
Consumer Credit	Aug	\$16.0B	

Source: Briefing.com

About Ipreo Analytics

Ipreo Capital Markets Services is an outsourced consultative service that serves as an extension of your team, focused on providing research, intelligence and data on the capital markets. If you have any questions, please contact Ipreo Capital Markets at CapitalMarkets@ipreo.com or 855-288-5995.

All deal data provided by Ipreo's Equity Deals Database, a comprehensive U.S. equities deals database providing quick and accurate deal information.

