

# U.S. Equity Capital Markets

## Daily Market Update



Tuesday, October 10, 2017

Data as of 8:00 AM

# Ipreo Daily Market Update

## Priced Deals

Week of October 9, 2017

### Initial Public Offerings This Week (0)

Issue Date	Issuer	Ticker	Sector	Domicile	Exchange	Bookrunners	Fin. Spons.	Filed Terms		Pricing Statistics				Performance Statistics		
								Last File Range (\$)	Last Offer Amt. (\$M)	Amt. + Over. (\$M)	Offer Price (\$)	Shrs. Offered	% Primary	Shoe Exer.	Last File/ Offer (%)	Offer/ Curr. (%)

No IPOs have priced so far this week

### Follow-On Offerings This Week (0)

Issue Date	Issuer	Ticker	Sector	Domicile	Exchange	Bookrunners	Accel. Deal	Shelf Take.	Filed Terms		Pricing Statistics				Performance Statistics		
									Last File Range (\$)	Last Offer Amt. (\$M)	Amt. + Over. (\$M)	Offer Price (\$)	Shrs. Offered	% Primary	Shoe Exer.	Last Sale/ Offer (%)	Offer/ Curr. (%)

No Follow-Ons have priced so far this week

### Block Offerings This Week (0)

Issue Date	Issuer	Ticker	Sector	Domicile	Exchange	Bookrunners	Shelf Take.	Last Price (\$)	Pricing Statistics				Performance Stats	
									Amt. + Over. (\$M)	Offer Price (\$)	Shrs. Offered	% Primary	Shoe Exer.	Re-Off. (%)

No Blocks have priced this week

### Equity-Related Offerings This Week (0)

Issue Date	Issuer	Ticker	Sector	Domicile	Exchange	Bookrunners	Talk		Pricing Statistics				
							Coupon (%)	Premium (%)	Amt. + Over. (\$M)	Offer Price (\$)	Coupon (%)	Premium (%)	Shoe Exer.

No Converts have priced this week

# Ipreo Daily Market Update

## The Pipeline

Week of October 9, 2017

### Expected Deals This Week and Next (11)

Expected Date	Issuer	Ticker	Type	Sector	Domicile	Exchange	Bookrunners	Filed Terms			Timeline		
								Curr. Amt. Filed (\$M)	Curr. Shrs. Filed (M)	Curr. File Price/Range	Initial File Date	Last Amend. File Date	
w/k of 10/16/17	RumbleON, Inc.	RMBL	FO	Technology	United States	NASDAQ	ROTH, MAXIM	23.0	2.0	-	9/1/17	9/27/17	
10/11/17	<b>REV Group, Inc.</b>	REVG	FO	Industrials	United States	NYSE	GS, MS, RBAIRD, CS	291.9	10.0	29.19	<b>10/10/17</b>	-	
10/11/17	CarGurus, Inc.	CARG	IPO	Consumer Services	United States	NASDAQ	GS, ALLEN, RBC	131.6	9.4	13 - 15	9/15/17	9/29/17	
10/11/17	OrthoPediatrics Corp.	KIDS	IPO	Healthcare	United States	NASDAQ	PIPER, STFL	52.0	4.0	12 - 14	6/16/16	10/2/17	
10/12/17	OptiNose, Inc.	OPTN	IPO	Healthcare	United States	NASDAQ	JEFFER, PIPER, BMO, RBC	100.0	6.3	15 - 17	9/18/17	10/3/17	
10/12/17	Restoration Robotics Inc.	HAIR	IPO	Healthcare	United States	NASDAQ	NATSEC	25.0	3.1	7 - 9	9/1/17	9/18/17	
10/17/17	Qudian Inc.	QD	IPO	Financials	China	NYSE	MS, CS, CITI, CICC, UBS, STFL, NEEDHAM, NOMURA	768.8	37.5	19 - 22	9/18/17	10/3/17	
10/18/17	MongoDB, Inc.	MDB	IPO	Technology	United States	NASDAQ	MS, GS, BRCLY, ALLEN	152.0	8.0	18 - 20	9/21/17	10/6/17	
10/18/17	LiveXLive Media, Inc.	LXL	FO	Technology	United States	NYSE	BMO	100.0	7.7	12 - 14	5/11/17	10/6/17	
10/19/17	Sea Limited	SE	IPO	Technology	Singapore	NYSE	GS, MS, CS	646.0	49.7	12 - 14	9/22/17	10/6/17	
10/19/17	RISE Education Cayman Ltd	REDU	IPO	Consumer Services	China	NASDAQ	MS, CS	143.0	11.0	12 - 14	9/22/17	10/6/17	
								<b>Total:</b>	<b>2,433.2</b>				

\* Bold text indicates a deal was initially filed or amended this week

### Amended Filings This Week (2)

Amended Date	Issuer	Ticker	Type	Sector	Domicile	Exchange	Bookrunners	Filed Terms			Timeline		
								Curr. Amt. Filed (\$M)	Curr. Shrs. Filed (M)	Curr. File Price/Range	Initial File Date	Expected Date	
10/10/17	Nexa Resources S.A.	NEXA	IPO	Basic Materials	Luxembourg	NYSE	JPM, BMO, MS, CS, BAML, CITI, BNKNVASC, BANCOBRA, CREDCORPCA	604.5	31.0	18 - 21	9/21/17	10/26/17	
10/10/17	Dolphin Entertainment, Inc.	DLPN	FO	Consumer Services	United States	NASDAQ	MAXIM, LADENBURG	15.0 ↓	-	-	6/28/17	To be ann.	
								<b>Total:</b>	<b>619.5</b>				

### Initial Filings This Week (1)

Filing Date	Issuer	Ticker	Type	Sector	Domicile	Exchange	Bookrunners	Filed Terms			Timeline	
								Curr. Amt. Filed (\$M)	Curr. Shrs. Filed (M)	Curr. File Price/Range	Expected Date	
10/10/17	BlueLinx Holdings Inc.	BXC	FO	Consumer Services	United States	NYSE	BTIG	39.7	3.9	10.27	To be ann.	
								<b>Total:</b>	<b>39.7</b>			

### Shelf Filings This Week (0)

Filing Date	Issuer	Ticker	Type	Sector	Domicile	Exchange	Type	Filed Terms		
								Curr. Amt. Filed (\$M)	Curr. Shrs. Filed (M)	Curr. File Price/Range

No Shelf Filings this week

### Withdrawn or Postponed Deals This Week (1)

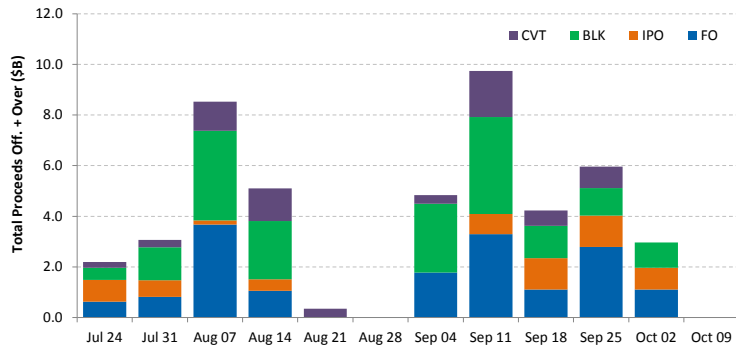
W/P Date	Issuer	Ticker	Type	Sector	Domicile	Exchange	Bookrunners	Filed Terms			
								Curr. Amt. Filed (\$M)	Curr. Shrs. Filed (M)	Reason	
10/10/17	Rimini Street, Inc.	RMNI	IPO	Technology	United States	NASDAQ	UBS, PIPER, JMPSEC	60.0	-		
								<b>Total:</b>	<b>60.0</b>		

# Ipreo Daily Market Update

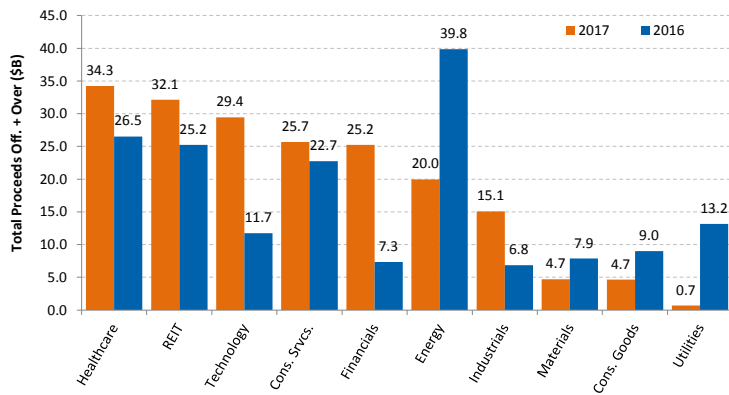
## Market Summary

Week of October 9, 2017

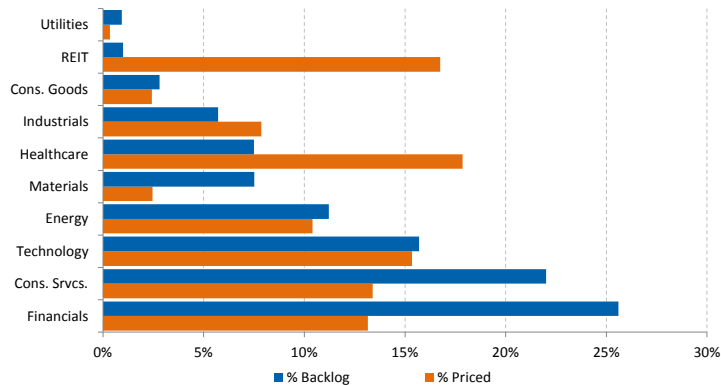
Trailing 12-Week US Proceeds by Deal Type



YoY Total US Issuance by Industry



YTD US Priced vs. Backlog



Market Summary

Major Indices	Last Close	1-Day (%)	1-Week (%)	1-Month (%)	1-Year (%)	YTD (%)
S&P 500	2,544.7	-0.18	0.62	3.38	18.15	13.66
Dow Jones	22,761.1	-0.06	0.90	4.42	24.78	15.17
NASDAQ	6,579.7	-0.16	0.97	3.45	24.32	22.23
Russell 2000	1,503.6	-0.44	-0.39	7.44	21.59	10.79
FTSE 100	7,507.9	-0.20	0.93	1.77	6.58	5.11
DAX	12,976.4	0.16	0.57	5.47	23.69	13.02
Nikkei 225	20,690.7	0.00	1.42	7.35	22.72	8.25
Hang Seng	28,326.6	-0.46	2.80	2.38	18.76	28.75
Brazil Bovespa	75,726.8	-0.43	1.84	3.62	23.92	25.74
Mexico IPC	50,071.9	-0.46	-0.85	-0.02	5.20	9.70

S&P 500 Sector Indices

S&P 500 Sector Indices	Last Close	1-Day (%)	1-Week (%)	1-Month (%)	1-Year (%)	YTD (%)
Materials	363.0	0.00	0.81	5.81	23.37	16.28
Financials	435.6	-0.37	0.63	9.29	33.75	12.70
Consumer Disc.	727.8	-0.35	1.26	2.83	14.87	12.35
Consumer Staples	552.3	-0.27	-0.36	-2.18	2.84	3.86
Energy	505.1	0.25	-0.31	7.13	-2.93	-8.92
Healthcare	953.1	-0.67	-0.23	0.14	14.62	19.61
Industrials	610.0	-0.39	0.21	5.25	22.57	13.36
Information Tech.	1,035.9	0.24	1.67	3.50	29.36	28.22
Telecom	160.3	-0.16	-1.16	6.98	-2.27	-9.23
Utilities	271.3	0.14	0.63	-2.78	13.35	9.90

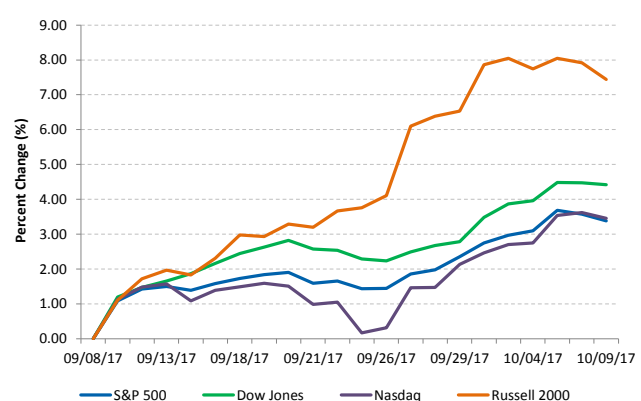
Commodities (NYMEX Front Month Contract)

Commodities	USD	EUR	GBP	JPY	CAD	AUD
Gold	1,285.0	0.79	0.72	-4.90	2.64	11.57
Silver	17.0	1.08	1.90	-6.36	-2.35	6.14
Copper	3.03	0.07	2.55	-0.35	40.10	20.97
Crude Oil	49.6	0.59	-1.98	4.42	-0.46	-7.71
Natural Gas	2.8	-1.05	-2.85	-1.97	-11.27	-23.10
Cotton	0.69	0.16	2.04	-7.56	2.94	-2.41
Corn	3.50	-0.14	-0.57	-2.03	2.87	-0.71
Sugar	0.14	0.14	-2.17	-0.64	-40.22	-28.24
Wheat	4.36	-1.69	-1.97	-0.40	10.45	6.86

Major Currencies

Major Currencies	USD	EUR	GBP	JPY	CAD	AUD
USD	1.000	0.847	0.758	112.300	1.250	1.283
EUR	1.180	1.000	0.894	132.565	1.475	1.515
GBP	1.320	1.118	1.000	148.247	1.650	1.694
JPY	0.009	0.008	0.007	1.000	0.011	0.011
CAD	0.800	0.678	0.606	89.869	1.000	1.027
AUD	0.779	0.660	0.590	0.974	0.974	1.000

Major US Indices 1-Month Trailing



Econ Calendar

Monday, October 09, 2017

Indicator	Period	Expectation	Result
No Releases Scheduled			

Tuesday, October 10, 2017

Indicator	Period	Expectation	Result
NFIB Small Business Optimism	September	NA	103.0

Wednesday, October 11, 2017

Indicator	Period	Expectation	Result
MBA Mortgage Application Index	10/7	NA	
JOLTS - Job Openings	AUG	NA	
Crude Inventories	10/7	NA	

Thursday, October 12, 2017

Indicator	Period	Expectation	Result
PPI	SEP	0.40%	
Core PPI	SEP	0.20%	
Initial Claims	10/7	255k	
Continuing Claims	9/30	NA	
Natural Gas Inventories	10/7	NA	
Treasury Budget	SEP	NA	

Friday, October 13, 2017

Indicator	Period	Expectation	Result
Retail Sales	SEP	1.50%	
Retail Sales ex-auto	SEP	0.80%	
CPI	SEP	0.60%	
Core CPI	SEP	0.20%	
Mich Sentiment - Prel	OCT	95.6	
Business Inventories	AUG	0.70%	

Source: Briefing.com

About Ipreo Analytics

Ipreo Capital Markets Services is an outsourced consultative service that serves as an extension of your team, focused on providing research, intelligence and data on the capital markets. If you have any questions, please contact Ipreo Capital Markets at [CapitalMarkets@ipreo.com](mailto:CapitalMarkets@ipreo.com) or 855-288-5995.

All deal data provided by Ipreo's Equity Deals Database, a comprehensive U.S. equities deals database providing quick and accurate deal information.