

U.S. Equity Capital Markets

Daily Market Update



Tuesday, August 8, 2017

Data as of 8:00 AM

Ipreo Daily Market Update

Priced Deals



Week of August 7, 2017

Initial Public Offerings This Week (0)

Issue Date	Issuer	Ticker	Sector	Domicile	Exchange	Bookrunners	Fin. Spons.	Filed Terms		Pricing Statistics				Performance Statistics		
								Last File Range (\$)	Last Offer Amt. (\$M)	Amt. + Over. (\$M)	Offer Price (\$)	Shrs. Offered	% Primary	Shoe Exer.	Last File/ Offer (%)	Offer/ Curr. (%)
<i>No IPOs have priced so far this week</i>																

Follow-On Offerings This Week (1)

Issue Date	Issuer	Ticker	Sector	Domicile	Exchange	Bookrunners	Accel. Deal	Shelf Take.	Filed Terms		Pricing Statistics				Performance Statistics		
									Last File Range (\$)	Last Offer Amt. (\$M)	Amt. + Over. (\$M)	Offer Price (\$)	Shrs. Offered	% Primary	Shoe Exer.	Last Sale/ Offer (%)	Offer/ Curr. (%)
8/8/17	Cotiviti Holdings, Inc.	COTV	Healthcare	United States	NYSE	GS		•	37.92	379.2	370.0	37.00	10.0	0.0	-2.43	-	-2.43
Total:											370.0				Average:	-2.43	-

Block Offerings This Week (1)

Issue Date	Issuer	Ticker	Sector	Domicile	Exchange	Bookrunners	Shelf Take.	Last Price (\$)	Pricing Statistics				Performance Stats		
									Amt. + Over. (\$M)	Offer Price (\$)	Shrs. Offered	% Primary	Shoe Exer.	Re-Off. Disc. (%)	Offer/ Curr. (%)
8/7/17	Essent Group Ltd.	ESNT	Financials	Bermuda	NYSE	BRCLY	•	40.66	199.5	39.90	5.0	100.0	-1.87	-	
Total:									199.5				Average:	-1.87	-

Equity-Related Offerings This Week (0)

Issue Date	Issuer	Ticker	Sector	Domicile	Exchange	Bookrunners	Talk Coupon (%)	Premium (%)	Pricing Statistics				Shoe Exer.	Maturity
									Amt. + Over. (\$M)	Offer Price (\$)	Coupon (%)	Premium (%)		
<i>No Converts have priced this week</i>														

Ipreo Daily Market Update

The Pipeline

Week of August 7, 2017

Expected Deals This Week and Next (9)

Expected Date	Issuer	Ticker	Type	Sector	Domicile	Exchange	Bookrunners	Filed Terms			Timeline	
								Curr. Amt. Filed (\$M)	Curr. Shrs. Filed (M)	Curr. File Price/Range	Initial File Date	Last Amend. File Date
w/k of 08/07/17	Frankly Inc.	FKLY	FO	Blank Check	Canada	NASDAQ	ROTH, GUNNAR	12.6	2.4	4.50 - 6	11/10/16	6/27/17
w/k of 08/07/17	Precipio, Inc.	PRPO	FO	Healthcare	United States	NASDAQ	AEGIS	-	-	-	8/1/17	-
w/k of 08/07/17	BioAmber Inc.	BIOA	FO	Basic Materials	Canada	NYSE	RODMANR	-	-	-	8/7/17	-
08/08/17	Thermo Fisher Scientific Inc.	TMO	FO	Healthcare	United States	NYSE	GS, CITI, BAML	1,500.0	-	177.35	8/7/17	-
08/08/17	Evolent Health, Inc.	EVH	FO	Healthcare	United States	NYSE	JPM, GS	175.0	-	23.95	8/7/17	-
08/08/17	Blackstone Mortgage Trust, Inc.	BXMT	CVT	REIT	United States	NYSE	BRCLY	100.0	0.1	-	8/7/17	-
08/08/17	Zealand Pharma A/S	ZEAL	FO	Healthcare	Denmark	NASDAQ	MS, GS	86.3	3.9	-	7/6/17	8/1/17
08/09/17	Contura Energy Inc.	CTRA	IPO	Energy	United States	NYSE	CITI, JEFFER, CS, UBS	150.0	6.0	23 - 27	5/8/17	7/31/17
08/10/17	Ranger Energy Services, Inc.	RNGR	IPO	Energy	United States	NYSE	CS, PIPER, WFC, BRCLY, EVERCORE	85.0	5.0	16 - 18	5/22/17	8/1/17
<i>* Bold text indicates a deal was initially filed or amended this week</i>								Total:	2,108.9			

Amended Filings This Week (0)

Amended Date	Issuer	Ticker	Type	Sector	Domicile	Exchange	Bookrunners	Filed Terms			Timeline	
								Curr. Amt. Filed (\$M)	Curr. Shrs. Filed (M)	Curr. File Price/Range	Initial File Date	Expected Date
<i>No Amended Filings this week</i>												

Initial Filings This Week (4)

Filing Date	Issuer	Ticker	Type	Sector	Domicile	Exchange	Bookrunners	Filed Terms			Timeline	
								Curr. Amt. Filed (\$M)	Curr. Shrs. Filed (M)	Curr. File Price/Range	Expected Date	
8/7/17	McCormick & Co Inc.	MKC	FO	Consumer Goods	United States	NYSE	BAML, CS, SUNTCAP, WFC	500.0	-	95.05	To be ann.	
8/7/17	BioMarin Pharmaceutical Inc.	BMRN	CVT	Healthcare	United States	NASDAQ	BAML, GS, JPM	450.0	-	-	To be ann.	
8/7/17	Radius Health, Inc.	RDUS	CVT	Healthcare	United States	NASDAQ	JPM, MS	300.0	0.3	-	To be ann.	
8/7/17	MyoKardia, Inc.	MYOK	FO	Healthcare	United States	NASDAQ	JPM, COWEN, BMO	110.1	3.5	31.45	To be ann.	
Total:								1,360.1				

Shelf Filings This Week (2)

Filing Date	Issuer	Ticker	Type	Sector	Domicile	Exchange	Type	Filed Terms			
								Curr. Amt. Filed (\$M)	Curr. Shrs. Filed (M)	Curr. File Price/Range	
8/7/17	Centennial Resource Development, Inc.	CDEV	FO	Blank Check	United States	NASDAQ	Universal	600.0	-	-	
8/7/17	Centennial Resource Development, Inc.	CDEV	FO	Blank Check	United States	NASDAQ	Common Stock	567.0	36.0	15.75	
<i>* Shelf filings over \$50M</i>								Total:	1,167.0		

Withdrawn or Postponed Deals This Week (0)

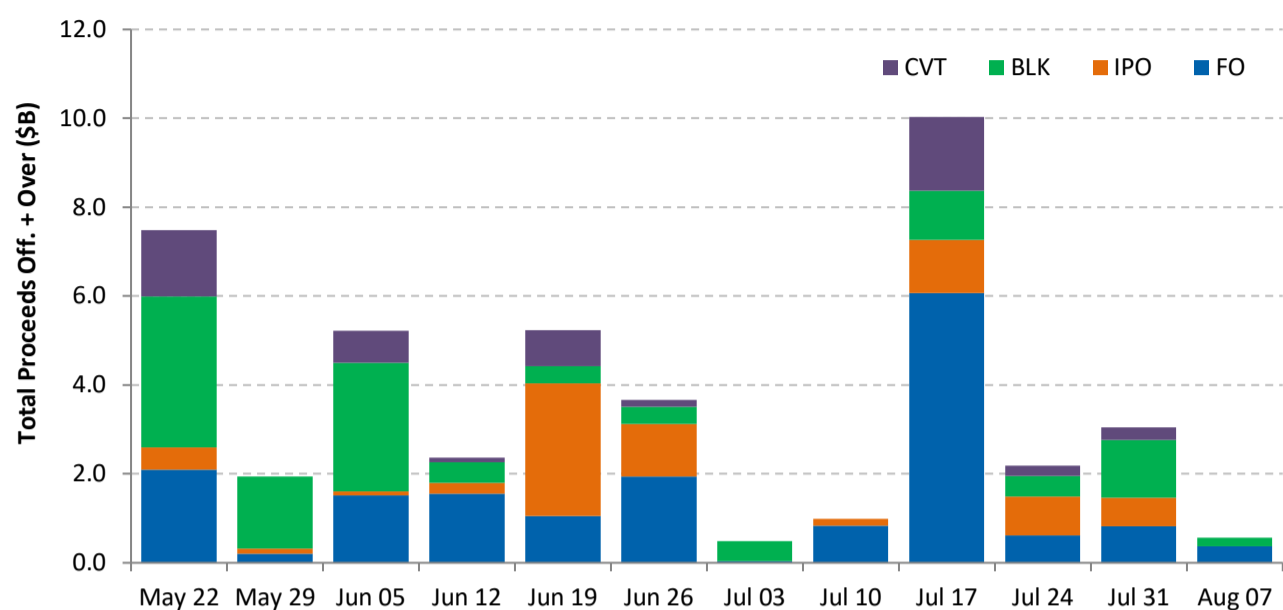
W/P Date	Issuer	Ticker	Type	Sector	Domicile	Exchange	Bookrunners	Filed Terms		
								Curr. Amt. Filed (\$M)	Curr. Shrs. Filed (M)	Reason
<i>No Withdrawn or Postponed deals this week</i>										

Ipreo Daily Market Update

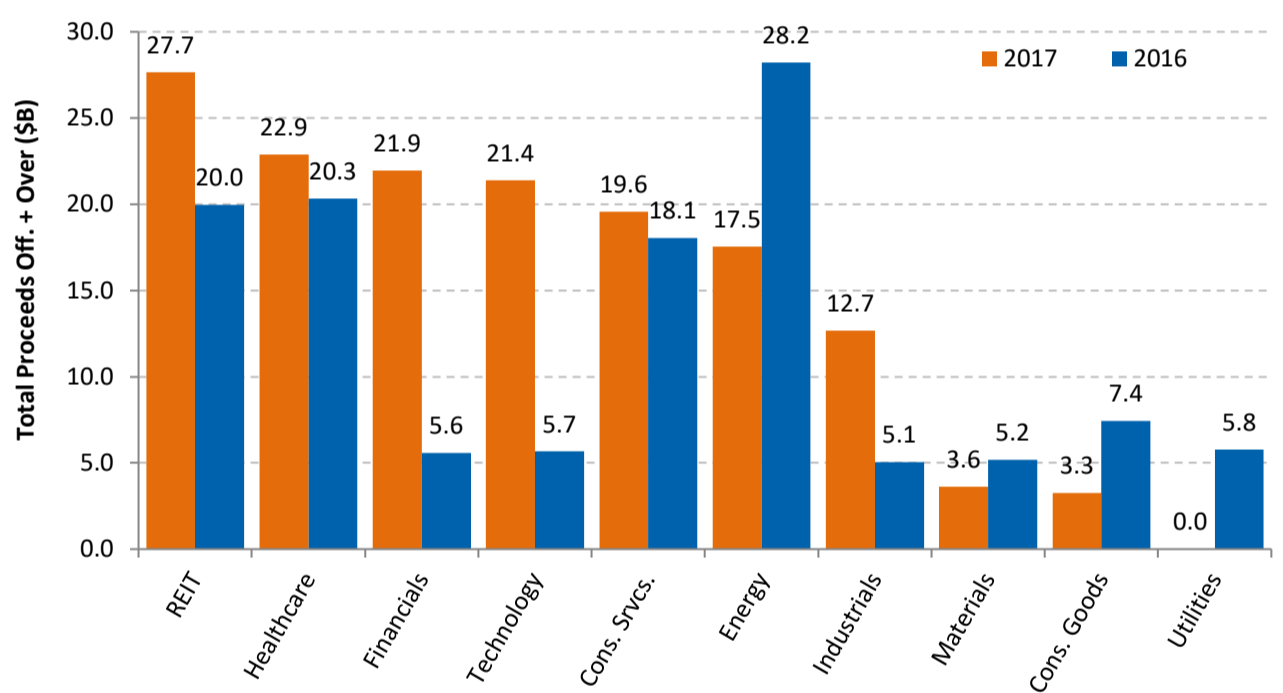
Market Summary

Week of August 7, 2017

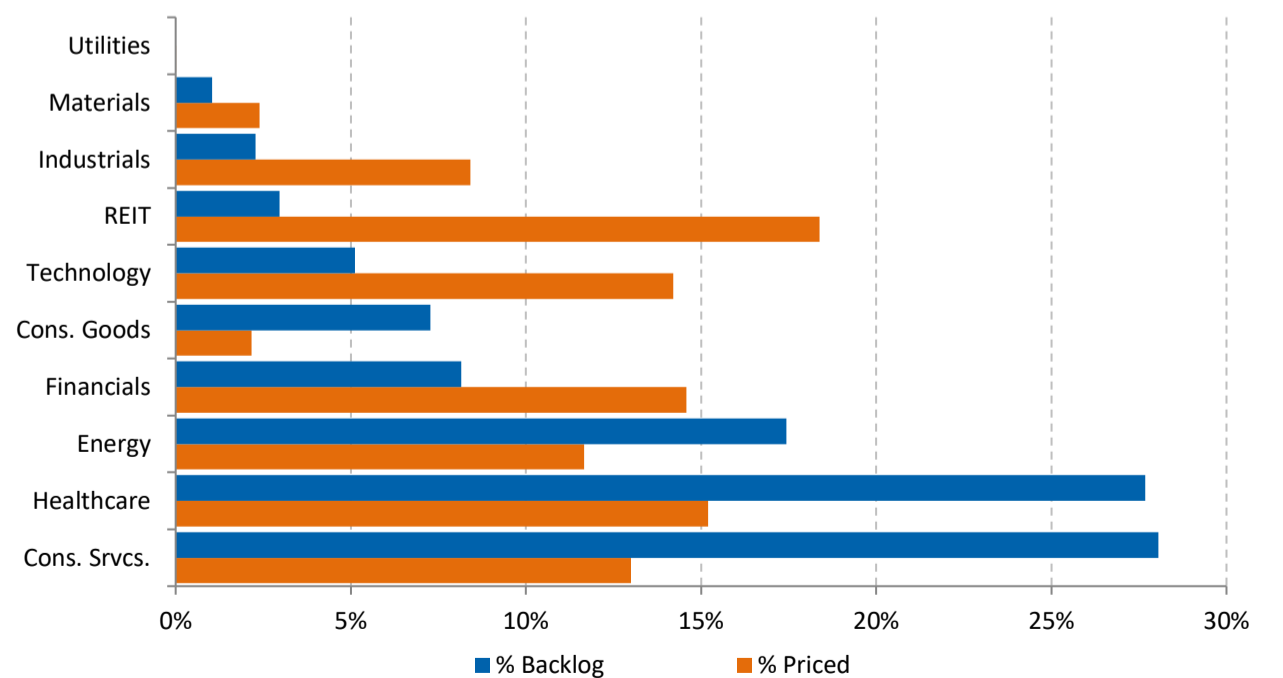
Trailing 12-Week US Proceeds by Deal Type



YoY Total US Issuance by Industry



YTD US Priced vs. Backlog



Market Summary

Major Indices	Last Close	1-Day (%)	1-Week (%)	1-Month (%)	1-Year (%)	YTD (%)
S&P 500	2,480.9	0.16	0.43	2.30	13.65	10.81
Dow Jones	22,118.4	0.12	1.04	3.29	19.28	11.92
NASDAQ	6,383.8	0.51	0.56	3.75	22.27	18.59
Russell 2000	1,414.2	0.13	-0.77	-0.12	14.85	4.20
FTSE 100	7,531.9	0.27	2.17	2.46	10.87	5.45
DAX	12,257.2	-0.33	1.15	-1.06	18.23	6.76
Nikkei 225	20,055.9	0.52	0.66	0.64	23.39	4.93
Hang Seng	27,690.4	0.46	1.34	9.27	25.03	25.86
Brazil Bovespa	67,939.7	1.56	3.06	9.01	17.83	12.81
Mexico IPC	51,389.3	0.12	0.74	2.66	8.89	12.59

S&P 500 Sector Indices

S&P 500 Sector Indices	Last Close	1-Day (%)	1-Week (%)	1-Month (%)	1-Year (%)	YTD (%)
Materials	342.2	0.05	0.04	0.81	11.99	9.61
Financials	420.1	-0.17	0.95	1.09	29.91	8.69
Consumer Disc.	725.7	0.19	-0.13	2.28	12.11	12.02
Consumer Staples	570.2	0.72	0.21	1.40	1.94	7.23
Energy	479.3	-0.86	-2.10	1.55	-4.51	-13.57
Healthcare	920.1	0.16	-0.33	0.39	5.82	15.46
Industrials	587.8	-0.10	0.83	0.18	16.21	9.25
Information Tech.	995.4	0.59	1.53	5.27	27.41	23.20
Telecom	161.1	0.05	-0.43	6.95	-10.15	-8.76
Utilities	273.5	0.20	1.29	4.67	6.16	10.82

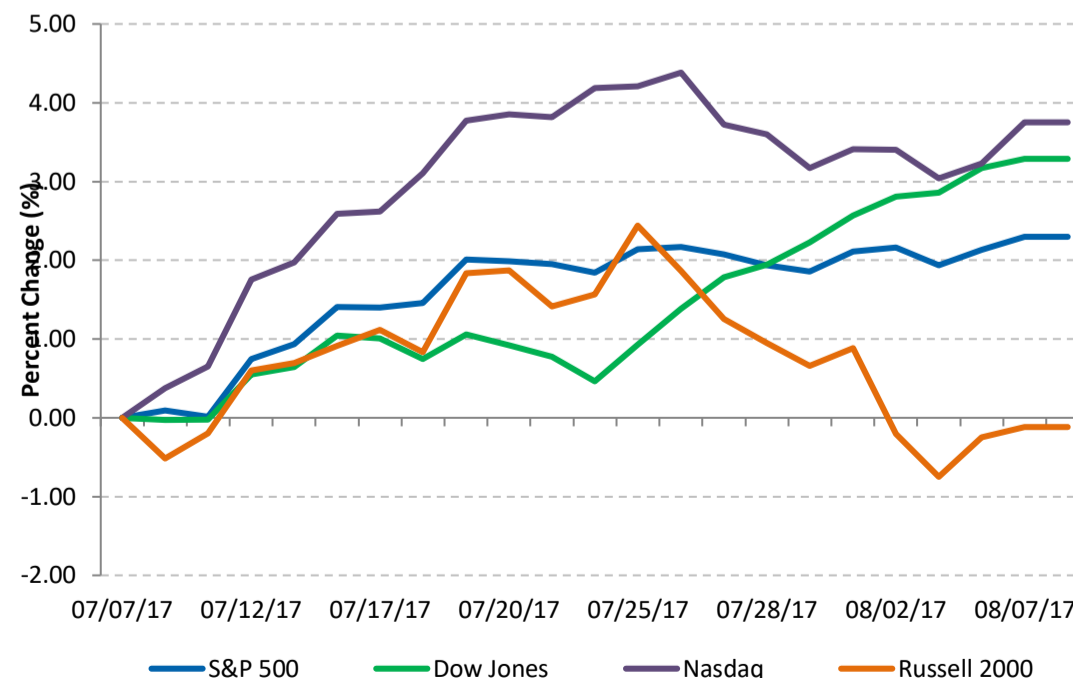
Commodities (NYMEX Front Month Contract)

Commodities	Last Close	1-Day (%)	1-Week (%)	1-Month (%)	1-Year (%)	YTD (%)
Gold	1,264.7	0.01	-0.15	4.55	-5.93	9.81
Silver	16.3	-0.01	-2.98	5.73	-17.99	1.64
Copper	2.91	0.76	0.66	10.22	34.96	16.02
Crude Oil	49.4	-0.38	-1.55	11.67	18.16	-8.06
Natural Gas	2.8	0.97	0.25	-2.20	1.05	-23.97
Cotton	0.71	-0.10	2.45	2.86	-8.07	-0.14
Corn	3.87	1.51	4.32	1.18	15.71	9.87
Sugar	0.14	-1.91	-6.98	-1.98	-31.84	-28.91
Wheat	4.64	1.92	-2.32	-10.04	11.42	13.60

Major Currencies

Major Currencies	USD	EUR	GBP	JPY	CAD	AUD
USD	1.000	0.847	0.767	110.545	1.266	1.261
EUR	1.181	1.000	0.906	130.563	1.495	1.490
GBP	1.303	1.103	1.000	144.057	1.650	1.644
JPY	0.009	0.008	0.007	1.000	0.011	0.011
CAD	0.790	0.669	0.606	87.318	1.000	0.996
AUD	0.793	0.671	0.608	1.004	1.004	1.000

Major US Indices 1-Month Trailing



Econ Calendar

Monday, August 7, 2017			
Indicator	Period	Expectation	Result
Consumer Credit	Jun	\$16.2B	\$12.4B

Tuesday, August 8, 2017			
Indicator	Period	Expectation	Result
JOLTS - Job Openings	Jun	NA	

Wednesday, August 9, 2017			
Indicator	Period	Expectation	Result
MBA Mortgage Index	8/5	NA	
Productivity - Prel	Q2	0.5%	
Unit Labor Costs - Prel	Q2	1.5%	
Wholesale Inventories	Jun	0.6%	
Crude Inventories	8/5	NA	

Thursday, August 10, 2017			
Indicator	Period	Expectation	Result
PPI	Jul	0.2%	
Core PPI	Jul	0.20%	
Initial Claims	8/5	240K	
Continuing Claims	7/29	NA	
Natural Gas Inventories	8/5	NA	

Friday, August 11, 2017			
Indicator	Period	Expectation	Result
CPI	Jul	0.2%	
Core CPI	Jul	0.2%	

Source: Briefing.com

About Ipreo Analytics

Ipreo Capital Markets Services is an outsourced consultative service that serves as an extension of your team, focused on providing research, intelligence and data on the capital markets. If you have any questions, please contact Ipreo Capital Markets at CapitalMarkets@ipreo.com or 855-288-5995.

All deal data provided by Ipreo's Equity Deals Database, a comprehensive U.S. equities deals database providing quick and accurate deal information.

