




Ipreo Capital Markets

# European ECM Review



New York • Washington D.C. • London • Paris • Vienna • Frankfurt • Hong Kong • Tokyo • Cape Town

## July Edition

## European New Issuance Commentary

The European Equity Capital Markets returned to more moderate levels of activity following the previous month's high number of deals. The proceeds for July amounted to \$14.8 billion coming from a total of 29 deals which was similar to deal volumes seen in May. Despite totalling less than half of June's swell in issuance proceeds, the relative decline in business would have been far worse if it was not for the large follow on offerings of more financial institutions looking to raise capital for tier 1 reserves and repayment of debt.

The Spanish lender, Bankia SA, was the largest initial public offering of month and the third biggest IPO in Spain's history, raising \$4.4 billion. The bank, formed from the merger of seven regional savings banks in December last year, initially hoped to raise up to \$5.2 billion but was forced to revise the initial offer price down 26%. According to data compiled by Bloomberg, the revised offer price meant Bankia's price to estimated book ratio was cut from at most 0.51 to 0.39, which compared to an average ratio of 0.68 for 8 other listed Spanish banks is a strong indicator of the continued waning of appetite for European financials.

Another Madrid based lender, Gruppo Banca Civica, also floated in July deciding to postpone its pricing one day until Bankia's float to gauge the market reception. Civica too was formed by the merge of several smaller saving banks and like Bankia is still suffering the effects of the Spanish property market collapse. The real estate boom has left many Spaniards with overpriced property that is proving difficult to pay for in light of the fact unemployment is still above 20%, and in turn, banks' balance sheets are packed with properties impossible to sell. From this perspective the Bank of Spain "sees the listing of Civica and Bankia as very positive and a fundamental qualitative and quantitative advance in the reform of the savings banks". However, the fact they both priced at the very bottom end of their valuations to ensure a successful IPO suggests the jury is still out on the Spanish financial sector whilst Spanish government 10 year bonds have quickly lurched upwards from 6 towards 6.5%

Looking forward to August, European ECM looks to be in store for a quieter month still as there are currently few deals expected to price, though several potentially large deals did file during July suggesting the capital markets will pick up after the summer hiatus. The increased market volatility arising from the unrelenting sovereign debt fear and shift of attention towards the "too big to fail, yet too big to bail" economies of Italy and Spain is also no doubt a factor in the drop of market activity. These market conditions were cited as the reason for both Valinor's and Vioil's respective \$250 million and \$198 million IPOs being postponed with neither giving an indication of when they will be rescheduled.

Top Priced Deals of 2011 by Proceeds

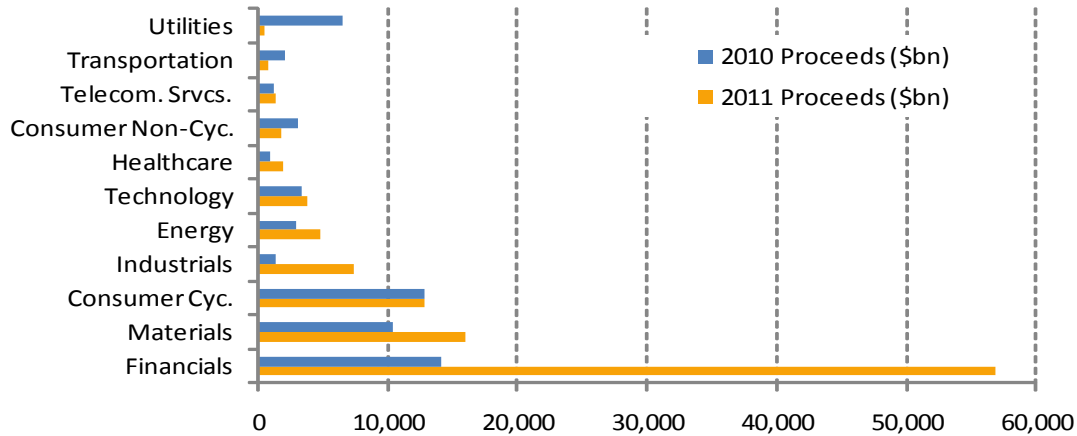
Price Date	Issue Name	Proceeds (\$mm)	Sector	Domicile Country	Exchange Country	Issue Type
05/19/2011	Glencore International Plc	10,011.0	Materials	CHE	HKG	IPO
07/06/2011	Commerzbank AG	7,753.9	Financials	DEU	DEU	FO
06/13/2011	Intesa Sanpaolo SpA	7,187.3	Financials	ITA	ITA	FO
07/19/2011	Bankia S.A.	4,321.3	Financials	ESP	ESP	IPO
06/04/2011	Danske Bank A/S	3,854.1	Financials	DNK	DNK	FO
12/04/2011	Porsche Automobil Holding SE	3,263.9	Consumer Cyc.	DEU	DEU	FO
08/07/2011	Banca Monte dei Paschi di Siena S.p.A.	3,068.3	Financials	ITA	ITA	FO
11/02/2011	Banco Popolare Societa Cooperativa	2,689.0	Financials	ITA	ITA	FO
03/28/2011	Continental AG	2,513.7	Consumer Cyc.	DEU	DEU	FO
06/17/2011	Prada S.p.A.	2,459.9	Consumer Cyc.	ITA	HKG	IPO

Top Deals in the Backlog by Proceeds

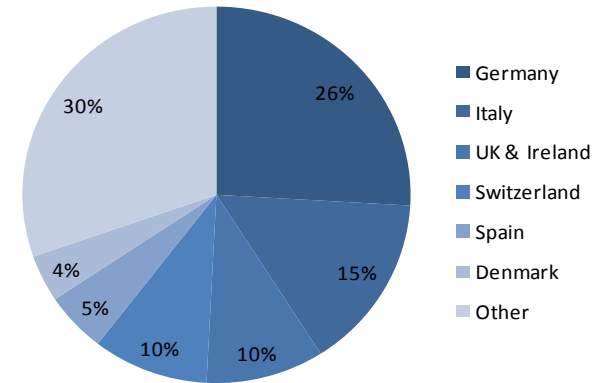
File Date	Issue Name	Proceeds (\$mm)	Sector	Domicile Country	Exchange Country	Issue Type
05/24/2011	Sociedad Estatal de Loterías y Apuestas del Estado S.A.	10,592.6	Consumer Cyc.	ESP	ESP	IPO
06/29/2011	Osram GmbH	4,143.6	Industrials	DEU	DEU	IPO
07/01/2011	Mechel Mining OAO	4,000.0	Materials	RUS	GBR	IPO
04/19/2011	Banca Popolare di Milano Societa Cooperativa	1,717.6	Financials	ITA	ITA	FO
07/05/2011	Bluestar Adisseo Nutrition Group Limited	1,500.0	Materials	FRA	HKG	IPO
06/01/2011	Unione di Banche Italiane Scpa	1,423.5	Financials	ITA	ITA	FO
05/20/2011	Russian Copper Company ZAO	1,200.0	Materials	RUS	GBR	IPO
04/28/2011	Jimmy Choo Ltd.	1,073.7	Consumer Cyc.	GBR	HKG	IPO
06/16/2011	Megapolis Group	1,000.0	Consumer Non-Cyc.	RUS	GBR	IPO
07/27/2011	OAO Centrobuv	800.0	Consumer Cyc.	RUS	HKG	IPO

\*Bolted if amended filing

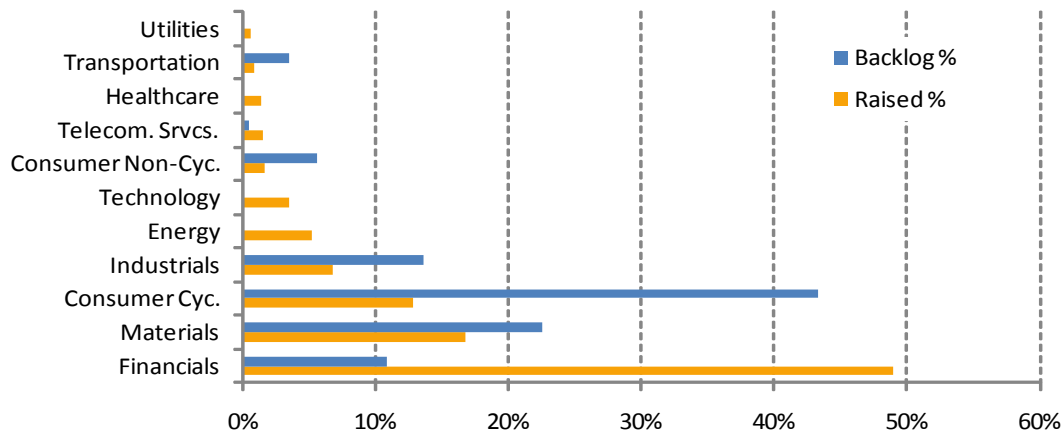
YTD Priced by Industry



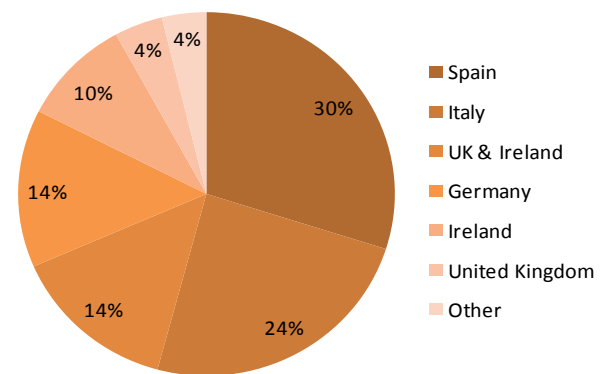
Top Market Share by Issuer Country - YTD



YTD Priced vs. Backlog



Top Market Share by Issuer Country - JULY



# European ECM Review

- Pipeline: Expected, Filed &amp; Withdrawn Deals Month Ended July 31, 2011

**Expected Deals:**

Initial Filing Date	Expected Date	Issuer	Issue Type	Share Type	Proceeds (\$mm)	Shares Offered (mm)	Latest Filing Range	Domicile Country	Exchange Country	Industry	Bookrunner(s)
07/28/11	08/11/11	TIM w.e. SGPS, S.A.	IPO	Ord Shares	146.3	11.3	12.00 - 14.00	PRT	USA	Telecom. Svcs.	CS, CITI
07/14/11	08/17/11	Pendragon PLC	FO	Rights	120.9	751.6	0.16	GBR	GBR	Consumer Cyc.	RBSCOT, BRCLY, ARDEN

**Proceeds: 267.1****Deals: 2****Initial Filed Deals:**

Initial Filing Date	Expected Date	Issuer	Issue Type	Share Type	Proceeds (\$mm)	Shares Offered (mm)	Latest Filing Range	Domicile Country	Exchange Country	Industry	Bookrunner(s)
07/27/11	To be ann.	OAO Centrobuv	IPO	Ord Shares	800.0	N/A	N/A	RUS	HKG	Consumer Cyc.	BKCHINA, MS, RENGRP, VTBGRP
07/26/11	To be ann.	JJB Sports plc	FO	Rights	163.9	N/A	0.41	GBR	GBR	Consumer Cyc.	To be ann.
07/26/11	To be ann.	TRION S.A.	FO	Rights	19.5	269.7	0.07	POL	POL	Consumer Cyc.	To be ann.
07/26/11	To be ann.	TRION S.A.	FO	Ord Shares	6.4	49.0	0.13	POL	POL	Consumer Cyc.	To be ann.
07/25/11	To be ann.	Bank of Ireland Group	FO	Ord Shares	347.5	2,400.0	0.14	IRL	IRL	Financials	To be ann.
07/25/11	To be ann.	Bank of Ireland Group	FO	Ord Shares	260.6	1,800.0	0.14	IRL	IRL	Financials	To be ann.
07/14/11	To be ann.	Target Marine S.A.	IPO	Ord Shares	300.0	N/A	N/A	GRC	HKG	Transportation	NOMURA, JPM
07/12/11	To be ann.	Greencore Group Plc	FO	Rights	112.2	N/A	0.64	IRL	IRL	Consumer Non-Cyc.	BRCLY, HSBC, RBSCOT
07/11/11	To be ann.	IFM Immobilien AG	CVT	CVT	35.0	N/A	N/A	DEU	DEU	Financials	CLBRGR
07/07/11	To be ann.	Bank Pocztowy S.A.	IPO	Ord Shares	109.6	N/A	N/A	POL	POL	Financials	To be ann.
07/07/11	To be ann.	Duet Real Estate Finance Limited	FO	Ord Shares	79.6	50.0	1.59	GBR	GBR	Financials	ORIEL
07/05/11	To be ann.	Bluestar Adisseo Nutrition Group Limited	IPO	Ord Shares	1,500.0	N/A	N/A	FRA	HKG	Materials	BKCHINA, CCB, CITI, DB, GS, MS
07/05/11	To be ann.	Industrial Holding Bulgaria PLC	CVT	CVT	16.1	0.2	N/A	BGR	BGR	Industrials	KBCBK
07/01/11	To be ann.	Mechel Mining OAO	IPO	Ord Shares	4,000.0	3,644.0	N/A	RUS	GBR	Materials	MS, JPM
06/28/11	To be ann.	Zaklady Azotowe w Tarnowie-Moscicach S.A.	FO	Rights	215.9	25.0	8.64	POL	POL	Materials	DMPKOBP, IPOPEMA
05/27/11	To be ann.	Alpha Bank A.E.	FO	Rights	3,565.0	N/A	N/A	GRC	GRC	Financials	To be ann.
04/04/11	To be ann.	SEA S.p.A.	IPO	Ord Shares	667.9	164.5	N/A	ITA	ITA	Transportation	MEDIOBAN, MS, INTSAN
03/30/11	To be ann.	PKO Bank Polski SA	FO	Ord Shares	2,681.9	190.6	14.07	POL	POL	Financials	To be ann.

**Proceeds: 14,881.1****Deals: 18****Withdrawn or Postponed Deals:**

Initial Filing Date	W/P Date	Issuer	Issue Type	Status	Proceeds (\$mm)	Shares Offered (mm)	Latest Filing Range	Domicile Country	Exchange Country	Industry	Bookrunner(s)
07/15/10	07/22/11	Seven Arts Pictures PLC	FO	Withdrawn	1.4	1.0	1.4	GBR	USA	Consumer Cyc.	N/A
07/06/11	07/15/11	Valinor Public Limited	IPO	Postponed	249.0	17.4	14.28 - 14.28	RUS	POL	Consumer Non-Cyc.	DB, TRIOKA
06/20/11	07/13/11	Vioil Holding SA	IPO	Postponed	197.9	31.9	5.40 - 7.01	UKR	POL	Consumer Non-Cyc.	CS, CC, BREBANK

**Proceeds: 448.4****Deals: 3**

## IPOs:

Offer Date	Issuer	Share Type	144A Offering	Proceeds (\$mm)	Shares Offered (mm)	Offer Price (\$)	Latest File Range	Domicile Country	Exchange Country	Industry	Bookrunner(s)	Midpoint / Offer (%)	
07/05/11	Mauna Kea Technologies Inc.	Ord Shares		70.6	3.8	18.69	15.31 - 18.69	FRA	FRA	Healthcare	SOCGEN	9.94	
07/05/11	Visiomed Group SA	Ord Shares		7.2	0.6	11.45	9.88 - 11.45	FRA	FRA	Healthcare	PORTZAM	7.38	
07/06/11	SHW AG	Ord Shares		96.7	2.4	36.77	36.77 - 41.01	DEU	DEU	Consumer Cyc.	BNPPAR, CMRZAG	(5.45)	
07/06/11	UCAR SA	Ord Shares		7.0	0.3	21.09	21.09 - 23.61	FRA	FRA	Transportation	AUREL	(5.64)	
07/08/11	Ophir Energy plc	Ord Shares	✓	375.0	93.9	4.00	4.09 - 4.58	GBR	GBR	Energy	CS, JPM, RBC	(7.90)	
07/08/11	PHENIX SYSTEMS	Ord Shares		5.1	0.2	23.12	23.12 - 26.14	FRA	FRA	Industrials	PORTZAM	(6.12)	
07/11/11	Bayfield Energy Holdings plc	Ord Shares		86.4	90.6	0.95	N/A	GBR	GBR	Energy	SEYMOUR	N/A	
07/11/11	Waterlogic plc	Ord Shares	✓	77.8	33.4	2.33	2.32 - 2.32	GBR	GBR	Consumer Non-Cyc.	LIBCAP	0.52	
07/13/11	OJSC PhosAgro	GDR	✓	371.5	0.9	14.00	13.76 - 15.77	RUS	GBR	Materials	CITI, RENGPR, TRIOKA, CS, BMO	(5.17)	
07/15/11	Nautilus Marine Acquisition Corp.	Units		48.0	4.8	10.00	10.00 - 10.00	GRC	USA	Blank Check	MAXIM	0.00	
07/19/11	Bankia S.A.	Ord Shares	✓	4,321.3	824.6	5.24	5.24 - 5.24	ESP	ESP	Financials	BANKIA, BAML, DB, UBS, JPM, BRCLY, BNPPAR, SANTANDER	(0.00)	
07/19/11	Grupo Banca Civica	Ord Shares		851.1	222.1	3.83	3.69 - 5.20	ESP	ESP	Financials	CS, MS, ESFG, KEEFE	(13.77)	
07/20/11	Platforma UTINET.RU OAO	Ord Shares		14.0	2.0	7.00	5.20 - 7.00	RUS	RUS	Consumer Cyc.	FINAM	14.71	
				<b>Proceeds:</b>	<b>6,331.7</b>							<b>Mean:</b>	<b>(1.0)</b>
				<b>Deals:</b>	<b>13</b>							<b>Median:</b>	<b>(2.6)</b>

## Follow-ons:

Offer Date	Issuer	Share Type	144A Offering	Proceeds (\$mm)	Shares Offered (mm)	Offer Price (\$)	Accelerated Deal	Domicile Country	Exchange Country	Industry	Bookrunner(s)	Latest File / Offer (%)	
07/07/11	ThyssenKrupp AG	Ord Shares		2,332.7	49.5	47.14		DEU	DEU	Industrials	CMRZAG, DB, HSBC	(2.99)	
07/08/11	Banca Monte dei Paschi di Siena S.p.A.	Rights		3,068.3	4,824.8	0.64		ITA	ITA	Financials	JPM, MEDIOBAN, MPSCAP, INTSAN, CS, DB, GS	N/A	
07/11/11	Shanta Gold Ltd.	Ord Shares		24.2	83.9	0.29		GBR	GBR	Materials	FAIRFAX	(14.99)	
07/14/11	K3 Business Technology Group plc	Ord Shares		12.6	3.8	3.30		GBR	GBR	Technology	CANACC	(5.31)	
07/15/11	Fondiarria - Sai SpA	Rights		634.1	327.7	2.12		ITA	ITA	Financials	CS, UNICRED	0.70	
07/18/11	African Energy Resources Limited	Ord Shares		16.0	30.0	0.53		GBR	AUS	Materials	HELMSEC	(9.91)	
07/18/11	HICL Infrastructure Company Limited	Ord Shares		8.0	4.3	1.85		GBR	GBR	Financials	DEXION	0.09	
07/18/11	Milano Assicurazioni S.p.A	Rights		499.1	1,356.6	0.38		ITA	ITA	Financials	CS, UNICRED	(0.00)	
07/18/11	Pathfinder Minerals Plc	Ord Shares		17.7	220.0	0.08		GBR	GBR	Materials	DSCP	(4.76)	
07/19/11	Star Bulk Carriers Corp.	Ord Shares		30.1	16.7	1.80	✓	GRC	USA	Transportation	DB, RBC	(10.45)	
07/21/11	Tullow Oil Plc.	Ord Shares		72.7	3.5	20.59		GBR	GHA	Energy	ICSEC	(0.00)	
07/25/11	NB Global Floating Rate Income Fund Limited	Ord Shares		12.2	12.1	1.01		GBR	GBR	Financials	N/A	0.00	
07/26/11	HICL Infrastructure Company Limited	Ord Shares		6.2	3.3	1.87		GBR	GBR	Financials	N/A	0.09	
07/26/11	Lansdowne Oil & Gas plc	Ord Shares		10.0	40.9	0.24		GBR	GBR	Energy	JMFINN	(10.18)	
07/27/11	Bank of Ireland Group	Rights	✓	1,645.8	11,361.7	0.14		IRL	IRL	Financials	CS, DAVY, UBS, DB	0.32	
07/27/11	Workspace Group plc	Rights		106.2	281.7	0.38		GBR	GBR	Financials	ESIB, INVSTUK	2.58	
				<b>Proceeds:</b>	<b>8,495.8</b>							<b>Mean:</b>	<b>(3.7)</b>
				<b>Deals:</b>	<b>16</b>							<b>Median:</b>	<b>(0.0)</b>

Equity-linked Offerings: No CVTs priced this month

## Americas

	Close 31/07/11	1-Month Change	YTD Change	52 Wk High	52 Wk Low
DJ Industrial Average	12,143.24	-2.18%	0.09%	12,876.00	9,936.62
S&P 500	1,292.28	-2.15%	0.41%	1,370.58	1,039.70
NASDAQ Composite Index	2,756.38	-0.62%	0.43%	2,887.75	2,099.29
PHLX / Semiconductor	386.94	-5.70%	0.00%	474.44	305.79
CBOE Market Volatility Index	25.25	52.85%	6.72%	31.28	14.27
S&P/TSX Composite	12,945.63	-2.67%	0.00%	14,329.49	11,469.25
Mexico IPC	35,999.34	-1.53%	0.75%	38,876.76	30,916.05
Brazil Bovespa	58,823.45	-5.74%	0.49%	73,103.28	58,009.00
Colombia IGBC	14,039.31	-0.20%	-0.43%	16,278.88	13,129.50

## EMEA

	Close 31/07/11	1-Month Change	YTD Change	52 Wk High	52 Wk Low
Euro STOXX 50	2,670.37	-6.25%	2.97%	3,077.24	2,560.00
FTSE 100	5,815.19	-2.20%	0.71%	6,105.77	5,070.94
France CAC 40	3,671.28	-7.81%	2.32%	4,169.87	3,414.84
Germany DAX (TR)	7,158.77	-2.95%	2.94%	7,600.41	5,833.51
Spain IBEX 35	9,630.70	-7.04%	3.35%	11,165.00	9,203.40
Italy FTSE MIB	18,433.68	-8.69%	4.02%	23,178.38	17,720.44
Netherlands AEX	329.17	-3.09%	1.41%	374.19	308.47
OMX Stockholm All-Share	337.38	-4.68%	2.38%	375.82	311.71
Ireland ISEQ Overall	2,821.28	-4.47%	2.34%	3,025.81	2,620.12
Israel TA-100	1,117.65	0.38%	2.58%	1,247.52	1,029.17
DJ DIFC Arabia Titans 50	293.47	-2.25%	-0.08%	351.41	292.89
FTSE JSE All Share	31,208.04	-2.06%	-0.16%	33,334.55	26,431.71

## Asia-Pacific

	Close 31/07/11	1-Month Change	YTD Change	52 Wk High	52 Wk Low
Japan Nikkei 225	9,833.03	0.17%	-1.32%	10,891.60	8,227.63
Hang Seng Index	22,440.25	0.19%	-0.98%	24,988.57	20,372.29
China Shanghai SE Composite	2,701.73	-2.18%	-0.08%	3,159.51	2,575.48
S&P ASX 200	4,424.60	-3.98%	-1.63%	4,976.40	4,313.90
India SENSEX	18,197.20	-3.44%	-0.64%	21,108.64	17,295.62
Korea KOSPI Composite	2,133.21	1.55%	-1.80%	2,231.47	1,716.86
New Zealand NZX 50(CAP)	2,088.06	-1.55%	-0.53%	2,210.07	1,936.59

## Rates and Bonds

	Close 31/07/11	1-Month Change	YTD Change	52 Wk High	52 Wk Low
United States Treasury Note (2 Y) Yield	0.36%	-20.57%	-0.82%	0.85%	0.33%
United States Treasury Bond (10 Y) Yield	2.80%	12.67%	2.30%	3.72%	2.38%
United States Treasury Bond (30 Y) Yield	4.13%	6.05%	1.57%	4.70%	3.42%
United States Dollar Libor Rate (30 Day)	0.19%	-2.93%	-0.52%	0.31%	0.19%
United States Dollar Libor Rate (90 Day)	0.26%	-3.84%	-0.66%	0.45%	0.25%
United States Dollar Libor Rate (180 Day)	0.43%	-7.58%	-0.32%	0.67%	0.39%

## Commodities

	Close 31/07/11	1-Month Change	YTD Change	52 Wk High	52 Wk Low
GS Commodity (CME)	686.50	3.09%	0.44%	760.25	489.50
Crude Oil (NYM \$/bbl)	95.70	0.29%	0.85%	114.00	71.63
Natural Gas (NYM \$/btu)	4.15	-5.65%	-1.03%	4.92	3.43
High Grade Copper (NYM \$/lbs)	4.48	4.60%	1.58%	4.63	3.19
Gold (NYM \$/ozt)	1,631.20	8.54%	0.59%	1,631.20	1,170.80
Silver (NYM \$/ozt)	40.11	15.14%	2.03%	48.60	17.78
Sugar #11 (NYF \$/lbs)	0.30	5.11%	2.90%	0.36	0.18
Coffee (NYF \$/lbs)	2.40	-9.72%	-0.75%	3.06	1.64
Cotton #2 (NYF \$/lbs)	1.02	-14.18%	-3.12%	2.27	0.80

## Foreign Exchange

	USD	EUR	GBP	JPY	CAD	CHF	BRL	CNY	AUD	INR	ZAR	NZD
USD	1.0000	0.7042	0.6150	76.6150	0.9601	0.7811	1.5550	6.4340	0.9118	44.0800	6.7242	1.1429
EUR	1.4201	1.0000	0.8734	108.8010	1.3634	1.1092	2.2083	9.1369	1.2949	62.5980	9.5490	1.6231
GBP	1.6259	1.1449	1.0000	124.5683	1.5609	1.2699	2.5283	10.4610	1.4825	71.6697	10.9328	1.8583
JPY	0.0131	0.0092	0.0080	1.0000	0.0125	0.0102	0.0203	0.0840	0.0119	0.5753	0.0878	0.0149
CAD	1.0416	0.7335	0.6406	79.8031	1.0000	0.8136	1.6197	6.7017	0.9498	45.9143	7.0040	1.1905
CHF	1.2803	0.9016	0.7875	98.0923	1.2292	1.0000	1.9909	8.2376	1.1674	56.4368	8.6091	1.4633
BRL	0.6431	0.4528	0.3955	49.2701	0.6174	0.5023	1.0000	4.1376	0.5864	28.3473	4.3242	0.7350
CNY	0.1554	0.1094	0.0956	11.9078	0.1492	0.1214	0.2417	1.0000	0.1417	6.8511	1.0451	0.1776
AUD	1.0967	0.7723	0.6745	84.0237	1.0529	0.8566	1.7054	7.0562	1.0000	48.3425	7.3744	1.2534
INR	0.0227	0.0160	0.0140	1.7381	0.0218	0.0177	0.1417	0.1460	0.0207	1.0000	0.1525	0.0259
ZAR	0.1487	0.1047	0.0915	11.3940	0.1428	0.1162	0.2313	0.9568	0.1356	6.5555	1.0000	0.1700
NZD	0.8750	0.6161	0.5381	67.0343	0.8400	0.6834	1.3605	5.6294	0.7978	38.5678	5.8833	1.0000

### Report Methodology:

- Excludes PIPEs and Best Efforts offerings
- Excludes closed-end funds
- All deals statistics are quoted using most current exchange rate before pricing

**Ipreo Capital Markets Analytics** is a consultative service focused on providing strategic intelligence on the equity capital markets. Our dedicated team of experienced analysts combine best-of-breed data and innovative solutions to help clients understand the new issuance market and win mandates for both marketed and non-marketed deals.

For more information please contact:

**Leonardo Mattioli**

T: +44 (0) 20-7665 9739  
F: +44 (0) 20-711 47853  
leonardo.mattioli@ipreo.com

**Dominic Mattiucci**

T: +44 (0) 20-7665 9737  
F: +44 (0) 20-711 47853  
dominic.mattiucci@ipreo.com